



# 2001 Sun Devil Baseball

ASU Media Relations  
(P) 480-965-6592  
(F) 480-965-5408  
Baseball Contact: Jeff R. Evans  
E-Mail: Jeff.Evans@asu.edu  
Website: www.TheSunDevils.com

2001 Record: 36-18-1, 14-10  
2001 Home Record: 25-9-1  
2001 Road Record: 11-9  
Final 2000 Record: 44-15  
All-Time Record: 1,893-754-1  
Head Coach: Pat Murphy (268-141-1)

NCAA National Champions 1965 • 1967 • 1969 • 1977 • 1981

## 2001 Schedule and Results

(36-18-1, 14-10 Pac-10)

DATE	OPPONENT	RESULT/TIME
Jan. 26	Texas-Arlington	L, 5-3
Jan. 27	Texas-Arlington	Rained Out
Jan. 28	Texas-Arlington	Rained Out
Feb. 1	Southern Utah	W, 18-8
Feb. 2	Southern Utah	W, 10-2
Feb. 3	Southern Utah	W, 11-2
Feb. 4	Southern Utah	W, 6-5
Feb. 9	Duke (R) (TV)	W, 8-1
Feb. 10	Duke (DH) (TV)	W, 12-5/9-0
Feb. 11	Duke (R)	W, 11-3
Feb. 13	New Mexico State	W, 16-2
Feb. 16	Creighton (R)	W, 23-1
Feb. 17	Creighton	W, 15-2
Feb. 17	St. Mary's	L, 6-4
Feb. 18	Creighton (R)	W, 14-4
Feb. 23	at Cal State Fullerton (R)	W, 5-3
Feb. 24	at Cal State Fullerton (R)	Rained Out
Feb. 25	at Cal State Fullerton (R)	Rained Out
Mar. 2	LSU (R) (TV)	L, 12-11
Mar. 3	LSU (TV)	L, 15-7
Mar. 4	LSU (R) (TV)	T, 5-5
Mar. 6	Oral Roberts (R)	W, 17-3
Mar. 7	Oral Roberts	Rained Out
Mar. 9	South Florida	W, 16-5
Mar. 10	South Florida	W, 10-3
Mar. 11	South Florida (R)	W, 12-4
Mar. 16	at California* (R)	W, 7-4
Mar. 17	at California* (R)	W, 4-2
Mar. 18	at California* (R)	L, 5-17
Mar. 24	at Oregon State* (R)	W, 10-2
Mar. 25	at Oregon State* (R)	L, 1-4
Mar. 26	at Oregon State* (R)	L, 2-12
Mar. 30	Stanford* (R) (TV)	L, 2-6
Mar. 31	Stanford*	L, 2-5
Apr. 1	Stanford* (R)	W, 6-5
Apr. 6	at USC* (R)	L, 2-11
Apr. 7	at USC* (R)	L, 1-5
Apr. 8	at USC* (R)	W, 11-1
Apr. 9	at Cal State Fullerton	L, 6-13
Apr. 12	Washington State* (TV)	L, 1-2
Apr. 13	Washington State* (R)	W, 4-3
Apr. 14	Washington State* (R)	W, 14-4
Apr. 17	at New Mexico State	L, 13-16
Apr. 18	at Oklahoma	W, 5-3 (11)
April 19	at Oral Roberts	W, 5-2 (11)
Apr. 23	Gonzaga	W, 7-6
Apr. 24	Gonzaga	W, 9-1
Apr. 27	Arizona* (R)	W, 7-4
Apr. 28	Arizona* (R) (Fox)	L, 1-3
Apr. 29	Arizona* (R) (TV)	W, 6-5 (11)
May 1	at #19 Tennessee	L, 5-9 (10)
May 2	at #19 Tennessee	W, 15-1
May 12	at Washington* (R)	W, 11-6 (10)
May 13	at Washington* (R)	W, 7-3
May 14	at Washington* (R)	W, 17-1 (7)
May 16	at Nevada	L, 4-6
May 18	UCLA* (R)	W, 7-3
May 19	UCLA* (R) (TV)	L, 1-3
May 20	UCLA* (R) (TV)	W, 12-9
May 25-27	NCAA Regionals	Fullerton, Calif.
June 1-3	NCAA Super Regionals	TBA
June 8-16	College World Series	Omaha, Neb.

\* Pacific-10 Conference game  
(R) denotes Radio broadcast on XTRA 910 AM  
(TV) denotes TV game on Cox Communications  
All times are local to site and subject to change.

## No. 17 Sun Devil Baseball To Take On Texas Tech In First Round of NCAA Regional in ASU's 25th Appearance in Postseason Play

### NCAA Baseball West Regional May 25-27, 2001



Goodwin Field  
Fullerton, Calif.

### What's On Tap:

The Arizona State Baseball team finished the 2001 regular season with a 36-18-1 overall record and with seven wins in their last eight Pac-10 games, improved to take possession of third place in the league with a 14-10 overall record. The Devils have been a mainstay in the polls this year, not leaving the top 20 and spending 10 weeks inside the top 10. ASU closed out the regular season by taking two of three from the UCLA Bruins. The Sun Devils will take on No. 3 seed Texas Tech to open their 25 appearance in postseason play. Cal State Fullerton and Temple are also in the regional bracket that will be played Friday through Sunday at Cal State Fullerton's Goodwin Field. ASU will head into the postseason playing

ing their best baseball of the year, finishing strong with 14 wins in its last 20 games. The 36 wins marks the 39th consecutive year a Sun Devil squad has reached at least 30 wins and the ninth straight year with at least 35 wins. ASU will be playing in familiar territory when they open Regional play with Texas Tech, having split a pair of games already this season at Goodwin Field. ASU and Cal State Fullerton were to play a three-game series in late February, but rains washed out all but one of those games. The Sun Devils carry an all-time 121-47 record in postseason play into the 2001 regional and will be aiming for a 19th trip to the College World Series.

### Arizona State in Postseason Play:

The Sun Devil baseball program has created a dynasty in college baseball that has been matched by few. With 18 appearances in the College World Series, ASU ranks fourth for the most trips to Omaha. Arizona State has advanced to the NCAA Tournament in 24 of the program's 42 seasons, amassing an incredible 116-43 (.730) record. ASU's five National Championships rank as the second most of any NCAA school. In addition to ASU's five national championships, the Sun Devils have also turned in five second-place teams and three third-place finishes. Pat Murphy is 21-14 in his career in postseason play, including an amazing 19-12 on the road during regional action. He has coached one team to a College World Series (1998).

### The Record Is In The Books. ASU Has Scored In 372 Straight Games:

The Arizona State baseball program made history on April 7 when they scored at least one run in its 350th consecutive game. The Devils broke the 12-year-old record in a 5-1 loss to USC exactly six years to the day when they were last shut out. ASU was shut out 9-0 on April 7, 1995 at Dedaux Field. The one run scored in the 3-1 loss to UCLA last Saturday marked only the 10th time during the streak that ASU has scored only one run. The record is still in tact at 372 straight games after scoring in each of ASU's four games on the road last week. ASU was neck-in-neck with Wichita State who was not shutout in 332 games, but when the Shockers fell 1-0 vs. Louisiana-Lafayette ASU took over the national lead. Coastal Carolina held the record at 349 games set from 1983-1989. ASU also had a stretch of 278 games without being shut out from 1990 to 1994, meaning the program has not scored a run in a game only three times dating back to 1990.

### The National Rankings And RPI:

The Devils enter postseason play with a national ranking of No. 17 in the country by Baseball America. ASU is ranked 19th by Baseball Weekly and 16th by Collegiate Baseball. The Sun Devils have spent 30 consecutive weeks in the top 20, dating back to the start of the 2000 season. The Devils have not left the top 20 this year and were a mainstay in the top 10 for the first half of the season. The Devils finished with a project RPI of 18 and a schedule that was rated as the 11th toughest in the nation by www.boydsworld.com. Texas Tech heads into the postseason ranked 22nd by Baseball Weekly and Collegiate Baseball. They are not ranked by Baseball America. Cal State Fullerton is ranked fourth by Baseball America, sixth by Baseball Weekly and fifth by Collegiate Baseball. ASU is 5-8-1 vs. ranked opponents in 2001 and played 13 games against teams that are currently ranked in at least one of the national polls.



ARIZONA STATE UNIVERSITY

May 25-27, 2001 • NCAA Baseball Regionals • Fullerton, Calif.

# Sun Devil Baseball 2001



## College Baseball Polls

### Baseball America

1.	Miami	44-12
2.	USC	39-17
3.	Nebraska	45-14
4.	Fullerton	41-15
5.	Tulane	50-10
6.	Stanford	42-14
7.	Central Florida	49-12
8.	Notre Dame	46-11
9.	Georgia	41-18
10.	East Carolina	44-11
11.	Pepperdine	41-16
12.	Louisiana State	40-19-1
13.	Florida State	43-17
14.	Rice	43-17
15.	Wake Forest	41-16
16.	South Carolina	44-17
17.	ARIZONA STATE	36-18-1
18.	Tennessee	41-17
19.	Clemson	38-20
20.	Georgia Tech	41-18
21.	Mississippi State	36-22
22.	South Alabama	44-17
23.	UC Santa Barbara	38-15
24.	Middle Tennessee St.	41-15
25.	Minnesota	40-19

### Baseball Weekly/ESPN

1.	Miami	44-12
2.	USC	39-17
3.	Stanford	42-14
4.	Nebraska	45-14
5.	Tulane	50-10
6.	Fullerton	41-15
7.	LSU	40-19-1
8.	Rice	43-17
9.	Florida State	43-17
10.	Notre Dame	46-11-1
11.	Central Florida	49-12
12.	East Carolina	44-11
13.	South Carolina	44-11
14.	Georgia	41-18
15.	Georgia Tech	41-18
16.	Tennessee	41-17
17.	Wake Forest	41-16
18.	Pepperdine	41-16
19.	ARIZONA STATE	36-18-1
20.	Clemson	38-20
21.	South Alabama	44-17
22.	Texas Tech	40-18-1
23.	Mississippi State	37-21
24.	UC Santa Barbara	39-15
25.	Baylor	35-22

### Collegiate Baseball

1.	Miami, Fla.
2.	USC
3.	Nebraska
4.	Stanford
5.	Cal State Fullerton
6.	Tulane
7.	Florida State
8.	Notre Dame
9.	Georgia
10.	East Carolina
11.	LSU
12.	Central Florida
13.	Pepperdine
14.	Clemson
15.	Rice
16.	Arizona State
17.	Wake Forest
18.	Tennessee
19.	Mississippi State
20.	Georgia Tech
21.	UC Santa Barbara
22.	Texas Tech
23.	Mississippi
24.	South Carolina
25.	Oral Roberts
26.	California

## Postseason Summary:

NCAA Appearances	24	Record in District 7	12-1
All-Time NCAA Record	121-47	CWS Appearances	18
Regional Appearances	18	CWS Titles	5
Regional Titles	12	CWS Runners-up	5
Record in Regionals	54-16	CWS Third-Place Finishes	4
District 7 Appearances	6	Record at CWS	55-30 (.647)
District 7 Titles	6		

## Casey Myers Reached 300, Now Eyes 283 Career RBI:

One of the best hitters in college baseball and making a name for himself as one of the best Sun Devils to ever wear the Maroon and Gold, Casey Myers recently became only the third Sun Devil in history to pass 300 hits in a career. With 308, he is now just has 14 hits short of the school record of 322 set by Clay Westlake (1973-76). Myers is a career .382 hitter in Tempe (308x807) in 216 career games. Myers recorded his 300th career hit in his 200th career start two weeks ago vs. Tennessee. The senior All-American catcher is also chasing the Pac-10 and ASU career RBI record of 283 set by former Sun Devil Andrew Beinbrink (1996-99). Myers is now just 11 short of the record with 272 in his career and 66 this year. He passed former Stanford Cardinal standout John Gall (263) to move into second place in Pac-10 history. Myers is also ranked sixth with 38 career home runs, eighth with a .384 career batting average, fourth with 485 total bases, fourth with 63 doubles and fifth with 807 career at-bats. Myers has recorded 28 multi-hit games in 2001 and has 94 in his career. For the first time since Feb. 13, Myers batting average has dipped below the .400 mark.

## Myers, Phelps, Switzer Named Academic All-Americans:

Casey Myers, Jon Switzer and Jeff Phelps were named to the 2001 Verizon Academic All-District VII Baseball Team when it was announced Thursday. Myers is a three-time selection to the team and was last year's Academic All-American in the University Division. He holds an impressive 3.98 GPA in Math/Economics. He graduated with honors this week. Teammates Switzer and Phelps were also announced to the team. Phelps, a senior infielder for ASU, is a two-time selection, carrying a 3.40 GPA in Communications. Switzer, a junior majoring in Marketing, earned his first academic honor with a 3.44 GPA in his major. The ASU baseball program has now produced seven Academic All-Americans in the last three years.

## Media Exposure:

All postseason games will be broadcast over the airwaves in the Phoenix area on the home of all Sun Devil sports, XTRA 910 AM. The voice of ASU Athletics, Tim Healey, will bring you all the action from Goodwin Field and ASU historian and longtime ASU baseball beat writer Bob Eger will provide the color analysis. Eger and Healey can also be heard worldwide over the internet at [www.TheSunDevils.com](http://www.TheSunDevils.com). The Live Stats feature that has been added for the 2001 season will also be up and running on the official site of ASU Athletics. In addition to the normal coverage on [www.TheSunDevils.com](http://www.TheSunDevils.com), and official regional website can be found by pointing your browser to <http://sports.fullerton.edu/Baseball/2001/regional.html>. Up-to-date statistics, scores, quotes and game recaps can be found on that website in addition so ASU's detailed information source.

## ARIZONA STATE BASEBALL PROBABLE STARTING LINEUP

#17 Arizona State University at NCAA Regional (Fullerton, Calif.)

Batting Order	No.	Name (B/T)	Pos	Ht	Wt	Yr	2001 Stats
1	39	Nick Walsh (L/R)	DH/RF	5-7	175	Fr.	.287/23 H/23 R/1 HR/15 RBI/3 GW Hits/29 BB
or	6	Mel Stocker (S/R)	RF	5-9	160	Jr.	.245/26 H/32 R/3 2B/1 3B/15 RBI/18-20 SB
2	3	Chris Duffy (S/L)	CF	5-10	177	Jr.	.374/70 H/42 R/5 2B/2 3B/3 HR/34 RBI
3	22	Casey Myers (R/R)	C	6-0	215	Sr.	.386/83 H/49 R/16 2B/6 HR/66 RBI
4	10	Rod Allen (R/R)	LF	6-1	200	Fr.	.387/65 H/39 R/12 2B/1 3B/5 HR/47 RBI
5	15	Brooks Conrad (S/R)	2B/1B	5-11	185	Jr.	.286/59 H/48 R/15 2B/3 3B/4 HR/38 RBI
6	4	Mike Lopez (R/R)	3B/DH	5-10	200	Sr.	.316/55 H/45 R/19 2B/3 HR/49 RBI
or	7	Jonah Martin (R/R)	LF/RF	5-9	176	Sr.	.327/32 H/35 R/5 2B/1 3B/17 RBI/.500 OB%
7	20	Jeff Phelps (R/R)	1B/DH	6-0	195	Sr.	.302/54 H/24 R/19 2B/1 3B/1 HR/29 RBI
8	5	Dennis Wyrick (R/R)	SS	6-1	219	So.	.368/60 H/30 R/7 2B/27 RBI
or	8	Jeremy West (R/R)	1B/DH	5-11	189	Fr.	.312/43 H/34 R/8 2B/4 3B/6 HR/34 RBI
9	17	Ryan McKenna (L/R)	RF	5-10	170	Fr.	.283/13 H/12 R/1 2B/8 RBI/9 GS
or	19	Steve Garrabrants (R/R)	LF/2B	5-10	160	Fr.	.312/43 H/31 R/5 2B/5 3B/23 RBI/16 SB

## Probable Tentative Starting Rotation For NCAA Tournament:

Day	No.	Name (B/T)	Pos	Ht	Wt	Yr	2001 Stats
--	23	Mike Esposito (R/R)	RHP	6-0	190	RS-Fr.	5-2, 4.10 ERA, 63.2 IP, 12 GS, .254 Avg, 59 K
--	55	Jon Switzer (L/L)	LHP	6-2	195	Jr.	5-5, 3.75 ERA, 96.0 IP, 17 GS, .249 Avg, 124 K's
--	25	Eric Doble (R/R)	RHP	6-1	180	Sr.	3-2, 5.08 ERA, 33.2 IP, 4 GS, 19 ER, 37 K's

\*Rotation/Starting Lineup Subject to Change





# Sun Devil Baseball 2001

## Rod Allen Is "DANGER"ous:

Rod Allen has proven to be one of the best freshmen hitters in the nation and he is almost assured to be a freshman All-American when the teams are announced in the next month. Allen was only one of two freshman to be named to the All-Pac-10 team. Batting .387 heading into postseason play, Allen leads the team and is fifth in the Pac-10 in hitting and sixth in the Pac-10. Allen is hitting .380 in Pac-10 play and finished with a .393 in non-conference games. He has recorded a hit in 38 of 47 games played this year and his 47 RBI rank third on the team behind seniors Casey Myers and Mike Lopez. During the recent four-game roadtrip at Washington and Nevada, Allen was 5-for-16 with five runs scored and four RBI. He was 5-for-13 vs. UCLA to close out the regular season. He is currently riding a seven-game hitting streak (.345). He started his ASU career with a bang, tabbing hits in 17 consecutive games. During his 17-game streak Allen was a .450 hitter (27x60). A reserve designated hitter to begin the season, Allen moved into a starting role during his 17-game hitting streak and started 13 games at designated hitter. He has since made the transition as ASU's everyday left fielder and has fared well with five outfield assists. In addition to his .387 average, Allen has five home runs, 12 doubles and one triple.

## Offensive Breakdown:

**Overall:** .328 (640x1950)  
**vs. LHP:** .323 **vs. RHP:** .331  
**w/Runners in Scoring Position:** .340  
**w/Bases Empty:** .323 **w/Bases Loaded:** .330  
**w/Two Outs:** .307 **2-Out RBI:** 149  
**In A Win:** .362, 22 HR and 341 RBI  
**In A Loss:** .258, 7 HR and 66 RBI

## Myers Repeats As Pac-10 Player Of The Year:

Casey Myers became only the third player in Pac-10 history to be named Pac-10 Player of the Year two times. The senior All-American catcher joins former Stanford catcher A.J. Hinch and UCLA slugger Torey Lovullo who also were repeat winners of the award. Since the Pac-10 North and Pac-10 South joined in 1999, ASU has won all three POW awards with Willie Bloomquist in 1999 and Myers in 2000. Myers is ASU's 10th all-time Player of the Year Award. He is also candidate for National and Pac-10 Player of the Year, has been named a semifinalist for the Dick Howser National Player of the Year Award, Rotary Smith National Player of the Year Award and the Johnny Bench National Catcher of the Year Award. Myers is currently ranked sixth in the Pac-10 in hitting and second in the Pac-10 in RBI.

## Pitching Breakdown:

**Overall:** 36-18, 4.42, 490.2 IP, .263 Opp/BA  
**Starters:** 22-13, 4.12, 259.2 IP, .267 SO  
**Bullpen:** 14-5, 4.75, 9 S, 231.0 IP, .252 SO  
**vs. Righties:** .258 **vs. Lefties:** .273  
**w/Runners On:** .264 **w/Bases Empty:** .261  
**In A Win:** 2.84 ERA, 352 K's, .229 Opp/BA  
**In A Loss:** 7.73 ERA, 160 K's, .323 Opp/BA

## Murphy Picks Up Pac-10 Wins No. 100, 101 and 102 At Washington. Adds More vs. UCLA:

ASU head coach Pat Murphy needed one win in the Pacific Northwest to gain his 100th Pac-10 victory. Instead he picked up three, left Seattle with 102 career wins in league play, and even more importantly assured his 2001 squad at least a .500 finish in the Pac-10 this year. Murphy's squads have picked up at least 12 wins in Pac-10 play in each of his seven seasons at the helm of the Sun Devils. Murphy added two more wins vs. rival UCLA to finish the 2001 regular season.

## Leadoff Man Walking: Nick Walsh:

Redshirt Freshman Nick Walsh has proven to be a key sparkplug for the Sun Devils at the of the order this season. ASU 12-4-1 this year when Walsh starts and hits leadoff. For the season the Alamo, Calif., native is hitting .287 with one home run and 15 RBI. The most amazing of Walsh's statistics is his 29 walks and .496 on-base percentage. He has recorded 14 walks in the last seven games, including four in the Saturday game vs. UCLA. Walsh has also proven to be a clutch hitter for ASU this year, tabbing three game-winning hits in 2001, including one at Cal State Fullerton, and is hitting .345 with runners in scoring position.

## More Pac-10 Awards:

In addition to Myers Pac-10 Player of the Year Award, several other Devils received accolades from the conference office when they were handed out Monday. Freshman Rod Allen was not the recipient of the Freshman of the Year Award, but was only one of two freshman to be named to the All-Pac-10 team. Junior second baseman Brooks Conrad repeated as the leagues best second baseman and junior center fielder Chris Duffy was named to the first-team after hitting .374 with three home runs and 25 multi-hit games in 45 starts. Mike Esposito, Drew Friedberg, Aaron Klusman, Mike Lopez, Jon Switzer, Andy Torres and Dennis Wyrick were all named to the All-Pac-10 Honorable Mention team.

## ASU Team Banquet Awards:

Monday was a day of awards for the ASU baseball team. In addition to finding out where the team would be playing in the NCAA Tournament, the team held its annual banquet on Bobby Winkles Field. Ryan McKenna was awarded the Development MVP award, Rod Allen and Chris Duffy shared the Newcomer of the Year Award, Drew Friedberg and Aaron Klusman split the Mr. Fireman Relief Pitcher Award, Mike Esposito received the Jim Henderson Courage Award, Nick Walsh won the Bobby Winkles Award, Andy Torres and Jon Switzer received the Pitcher of the Year Award, Dennis Wyrick was named the Defensive Player of the Year and Casey Myers was named the Offensive MVP.

## This Is Sun Devil Baseball...

- Casey Myers has been a run-producing machine in 2001 with 66 on the year, and with 272 in his career needs just 11 RBI to match the ASU and Pac-10 career record of 283. Myers has hits in 41 of ASU's 55 games, including 28 multi-hit affairs.

- The Sun Devil baseball program has finished ranked in the top 12 in the nation in three of the past four seasons; a feat matched by only six other college programs during that time. They have been ranked in the top 20 in the nation for 30 consecutive weeks.

- ASU has had four Academic All-Americans in the last two years, more than any other college baseball program in the nation.

- ASU has played 13 games against teams that have appeared in the top 10 this season, going 4-8-1 in those games. ASU has played more games against top 10 schools than any other program in the nation.

- ASU's 10 stolen bases vs. Southern Utah (2/1) set a school record breaking the old record of nine set in 1982. Mel Stocker had four that game to tie a school record. On the year ASU has 106 stolen bases to lead the Pac-10.

- Myers was named a semifinalist for the Rotary Smith Player of the Year Award and Johnny Bench Catcher of the Year Award.

- Head coach Pat Murphy picked up his 100th Pac-10 victory in the first game vs. Washington.

- ASU is 4-1 this year in extra inning games. All five games have come in the last month and over a course of 13 games.

- Esposito made his 10th start of the year vs. Tennessee. Ironically the game had been planned to be Esposito's comeback date after having off-season Tommy John surgery.

- Nick Walsh has 14 walks in his last 7 games and has led off four of ASU's last six games with a walk. He has 29 walks in 41 games in 2001.

## ASU Players of the Week

Jon Switzer ..... 2/05/01 (CB)  
 Jon Switzer ..... 2/06/01 (NCBWA)  
 Mike Lopez ..... 5/01/01 (Pac-10)  
 Mike Esposito ... 5/07/01 (Pac-10)



# Sun Devil Baseball 2001

## Games With At Least One Hit

Allen	38 of 47 games
Conrad	42 of 55 games
Duffy	39 of 46 games
Garrabrants	25 of 40 games
Lopez	32 of 53 games
Martin	23 of 39 games
McKenna	9 of 23 games
Myers	42 of 55 games
Phelps	31 of 47 games
Stocker	18 of 38 games
Walsh	14 of 37 games
West	25 of 46 games
Wyrick	35 of 48 games

## Games With An RBI

Allen	25 of 47 games
Conrad	23 of 55 games
Duffy	21 of 46 games
Garrabrants	16 of 41 games
Lopez	28 of 53 games
Martin	12 of 39 games
Myers	33 of 55 games
Phelps	15 of 46 games
Stocker	9 of 38 games
West	23 of 47 games
Wyrick	18 of 48 games

## Extra Base Hits

Myers	22
Lopez	22
Conrad	22
Phelps	21
West	18
Allen	18
Garrabrants	10
Duffy	10
Wyrick	7
Martin	6
Stocker	4
Walsh	4

## Home Run Breakdown

Total Home Runs	29
Solo Home Runs	14
2-Run Home Runs	10
3-Run Home Runs	2
Grand Slams	3
First Inning	2
Second Inning	3
Third Inning	2
Fourth Inning	3
Fifth Inning	6
Sixth Inning	1
Seventh Inning	5
Eighth Inning	6
Ninth Inning	0
Extra Inning	1



## Memorable Moments in 2001:

- Down 3-2 in the top of the seventh, pinch-hitter Nick Walsh delivers a two-out, two-run single through the left side of the infield to help lift the Sun Devils to a 5-3 win over then No. 18 Cal State Fullerton (2/23)
- Jon Switzer strikes out 13 of the 16 batters he faces vs. Southern Utah en route to a 10-2 win over the Thunderbirds. He struck out eight consecutive in that game to rank second in the ASU record books and as a team ASU fanned 22 SUU batters to also rank second in the record books. (2/2)
- Mel Stocker steals home and makes great diving catch in right field vs. Oregon State (3/24)
- Mike Lopez goes 4-for-5 with three doubles and seven RBI in a 14-4 win over Creighton (2/18)
- Down 2-1 in the top of the ninth, Walsh comes through again with another two-out, two-run single to help lead ASU to a 4-2 come-from-behind win at Cal. Walsh grew up near Oakland (3/17).
- In possibly the weirdest and best play of 2001, second baseman Brooks Conrad slipped on his way to catch a pop fly, but on his way to the turf cleverly kicked the ball up into the air while on his back where right fielder Jonah Martin then snagged the ball to record the third out of the inning. With ASU leading 2-0 at the time, the hit would have tied the game scoring two runs for OSU (3/26).
- ASU snaps a four-game losing streak by defeating No. 1 Stanford 6-5 in a total team effort. (4/1)
- ASU breaks an NCAA record with a run on April 7, 2001. The 5-1 loss vs. USC broke the NCAA record having not been shutout in 350 consecutive games. The streak is currently at 355 games. (4/7)
- Nick Walsh records third game-winning hit of 2001 with first career home run in seventh inning to help defeat Washington State 4-3 (4/13).
- Aaron Klusman comes out of bullpen to strike out 10 in career high six innings. ASU goes on to defeat Cougars 14-4 in recording season-high 22 hits. It was Klusman's first career win. (4/14)
- Winning back-to-back 11-inning games at Oklahoma and Oral Roberts. (4/18-19)
- Winning series vs. Arizona by scoring two in ninth to tie and one in 11th on sacrifice fly from Lopez.
- Sweeping Washington by winning 17-1 game in seven innings at rain-soaked Husky Ballpark (5/14).
- Chris Duffy hits second grand slam in one week to help defeat UCLA 12-9 in final regular season game.
- In dramatic fashion, Casey Myers singles in last at-bat at Packard Stadium with a standing ovation.

## Torres Still Ranks High in NCAA With 12 Wins

Junior college transfer Andy Torres not only leads ASU with 12 wins, but is also among the national leaders in the NCAA. Tied for eighth in the NCAA, Torres is 12-4 on the year with one save. Posting an impressive 4.16 overall ERA, Torres has really shined for ASU since moving to the bullpen. As a relief pitcher this year the crafty right-hander is 6-1 with a 3.46 ERA in 16 appearances out of the bullpen. He has struck out 40 in 39.0 innings out of the bullpen. Overall Torres has made a team-high 25 appearances, with nine coming as starts, and has struck out 72 batters in 84.1 innings. He picked up wins in both of ASU's extra inning games at Oklahoma and Oral Roberts. He was named to the Pac-10 Honorable Mention team this week. Torres came to Arizona State from East Los Angeles Junior College where he was 11-3 with a 2.19 ERA.

## Esposito Named Pac-10 Pitcher of the Week:

Arizona State freshman starting pitcher **Mike Esposito** has been named the Pac-10 Baseball Pitcher of the Week for April 30-May 7, Commissioner Tom Hansen announced today from Walnut Creek, Calif. Esposito, a redshirt freshman from Las Vegas, earned the win in ASU's 15-1 route of then No. 19 Tennessee. The hard-throwing right-hander threw six shutout innings at the Volunteers, striking out six and allowing only two infield singles. The start for Esposito vs. Tennessee, who is coming off Tommy John surgery last March, was his 10th in 2001, but it was ironically scheduled to be his initial return from the arm injury. The fifth round draft choice of the Cincinnati Reds in 1999 is now 5-2 on the year with a 4.10 ERA. In his 12 starts this year Esposito has a 3.99 ERA with opposing hitters batting only .259 off of him. He has struck out six batters in seven of his 12 starts this year.

## 42 Years of Sun Devil Baseball Tradition:

While the history of baseball at Arizona State University goes back all the way to the early 1900's, the school officially began sponsoring varsity baseball in 1959. In 42-plus years of varsity baseball at Arizona State, the program has built a legacy matched by few in the college baseball world. With a 1,893-754-1 all-time record, Arizona State has recorded winning seasons in all but one year, advanced to the College World Series 18 times, won five national championships, won six Pac-10 titles, produced 13 Players of the Year and three Golden Spikes Award winners, and has gone to the NCAA Tournament 24 times. Under current head coach Pat Murphy, the Sun Devils have finished in the top 12 in three of the last four years and finished second in the nation in 1998. They have been ranked in the top 20 since the start of the 2000 season.

## Recruiting Class Draws Rave Reviews:

The recruiting class that makes up the freshman class on the diamond this spring was rated as the top class of recruits in the nation by *Baseball America*. Highlighted by seven players who were selected in the annual Major League Draft, the group includes several players who are expected to contribute immediately. The recruiting class was also ranked third in the nation by *Collegiate Baseball*. The class has definitely lived up to its large billing, having several players in contention for Freshman All-America honors.

## The All-Time Series With Fullerton and Texas Tech:

The Sun Devils are 20-13 vs. Cal State Fullerton in the all-time series after splitting a pair of games with the Titans at Goodwin Field earlier this year. ASU won the first game 5-3, but lost the second game 13-6. The second meeting fell on a Monday after ASU had just completed a hard-fought three-game series with USC at Dedeaux Field. ASU and Texas Tech have met 14 prior times, with ASU holding a commanding 12-2 lead in the series. ASU and the Red Raiders have not met since 1995 (Murphy's first year at ASU), when the Devils took two off three in a series held at Packard Stadium in early February.



# Sun Devil Baseball 2001

## Inside the Numbers

<b>3</b>	Number of times in the last four years that ASU has finished in the top 12 in the nation.
<b>5</b>	National Championships won by the Sun Devils since 1959.
<b>6</b>	Preseason Top 25 Teams ASU faced in 2001.
<b>12</b>	Number of RBI Casey Myers needs to break the Pac-10 and ASU school career record.
<b>13</b>	Number of games the Sun Devils have played this year vs. teams who were at one point ranked in the top 10.
<b>14</b>	Number of Returning Letterwinners from the 2000 club.
<b>18</b>	Times the Sun Devils have participated in the College World Series.
<b>18</b>	Number of home runs hit over the Green Monster in center field, last by Brooks Conrad in 2000.
<b>75</b>	Number of former Sun Devils who have played in the Major Leagues.
<b>265</b>	Number of Wins Coach Murphy has in his Arizona State career.
<b>1,893</b>	Number of wins in Arizona State varsity baseball history since 1959.

## Sun Devils in the Polls

	BA	BW	CB
<b>PS</b>	6	6	6
<b>2/5</b>	6	6	6
<b>2/12</b>	5	4	6
<b>2/19</b>	5	4	6
<b>2/26</b>	3	3	6
<b>3/5</b>	8	8	6
<b>3/12</b>	6	4	4
<b>3/19</b>	5	3	3
<b>3/26</b>	6	4	4
<b>4/2</b>	10	6	9
<b>4/9</b>	15	12	16
<b>4/16</b>	15	14	17
<b>4/23</b>	20	16	19
<b>4/30</b>	20	15	16
<b>5/7</b>	19	19	15
<b>5/14</b>	18	18	15
<b>5/21</b>	17	19	16

## Casey Myers An All-American On The Field And In The Classroom:

One of the best hitters in college baseball, Casey Myers, has not disappointed in living up to that title this year. Recording hits in 41 of his 55 games this year, plus 28 multi-hit games, Myers is second on the team with a .386 batting average... He has 16 doubles, six home runs and 62 RBI. Myers hit .330 in Pac-10 play and was a .425 hitter in non-conference games. He became only the third player in Pac-10 history to earn Player of the Year twice.... Myers has 62 RBI on the year to place second in the Pac-10 and is quickly approaching the school and Pac-10 career record. With 272 in his four-year career, he is just 11 short of breaking both records set by former Sun Devil Andrew Beinbrink. He moved into second place in the Pac-10 record books last week vs. Tennessee, passing former Stanford standout John Gall who had 263 RBI from 1997-2000. In addition to Pac-10 Player of the Year honors, he is a semifinalist for the Rotary Smith Player of the Year Award, Dick Howser Player of the Year Award and for the Johnny Bench Catcher of the Year Award. Myers is quickly reminding players why he is one of the best players in all of college baseball. A legitimate candidate for Player of the Year honors. Myers, who hit .412 last year and was a finalist for the National Player of the Year award, is now within one of second place in the ASU record books for career RBI. Behind the plate Myers has been instrumental in the success of the ASU pitching staff, calling all the pitches. Myers will end his career less than 25 RBI short of ranking among the top seven run-producers in college baseball history; a list that includes Robin Ventura, Joe Carter and Pete Incaviglia. Defensively, the 2000 *Collegiate Baseball* Defensive Player of the Year has also been solid, carrying a .991 fielding percentage into this weekend's action. In addition to his 28 multi-hit games this year, he has 94 in his career, including 38, three-hit games. He hit 18 home runs (second on the team) behind teammate Mitch Jones last year and now has 38 in his career to tie for sixth in school history. The school record is 56 set by Bob Horner. Myers has also done an excellent job behind the plate as well, calling the pitches himself and making the pitching staff step up to the next level. For the second year in a row is on the Johnny Bench Cather of the Year Watch List. He has been named conference player of the week three times during his career at ASU. He reached base safely (hit, walk, HBP) in 54 of 59 games in '00. Myers led the squad in multiple-hit games (31) and multi-RBI games (29). His multi-hit games included three, four-hit affairs. He hit safely in 50 of 59 games. Myers was clutch with 26 two-out RBI and hit .417 with the bases loaded. He hit .466 (48x103) with runners in scoring position and .459 with runners on base. Myers finished his junior campaign ranked 30th in the nation in batting average (.412), third in RBI (97), and 35th in home runs (.31 per game). Myers recently became only the third Sun Devil in history to surpass 300 hits in a career and is now just 16 off the school record of 322.



**More On Myers:** As asset for the program throughout his career in Tempe, Myers has also been stellar in the classroom. The math whiz that scored a perfect 800 on the math portion of the SAT out of high school, Myers has maintained a near-perfect GPA as a math/accounting major at ASU. He was an Academic All-American in 1999, 2000 and became a three-time recipient of the award this year. He received college baseball's highest academic honor last year when he was named the GTE/CoSida Academic All-American of the Year. In addition to being named the Academic All-American of the Year, All-American and Pac-10 Player of the Year in 2000, Myers was also named the *Collegiate Baseball* National Defensive Player of the Year with a .996 fielding percentage. In November, Myers was named the top amateur athlete in the state of Arizona by the March of Dimes. Myers is once again a candidate for Pac-10 Player of the Year and has been nominated for Academic All-America honors.

## Myers' Honors and Awards

**1998**

NCBWA 3rd Team All-American  
Sporting News Freshman All-American  
Collegiate Baseball Freshman All-American

**1999**

GTE/CoSida Academic All-American

**2000**

First-Team All-American  
-Sporting News, NCBWA  
Second-Team All-American  
-Baseball America, Collegiate Baseball  
Pac-10 Player of the Year  
Pac-10 All-Academic  
Academic All-American of the Year  
Baseball America Player of the Year Candidate  
Johnny Bench Catcher of the Year Finalist  
Collegiate Baseball Defensive Player of the Year

**2001**

2001 Pac-10 Player of the Year  
Street & Smith's All-Americans  
Dick Howser Award Semifinalist  
Smith Award/Johnny Bench Award Semifinalist

## Casey Myers in the Record Books.....

### Pac-10 Career RBI

1. Andrew Beinbrink, ASU (1996-99) .....	283
2. <b>Casey Myers, ASU (1998-P) .....</b>	<b>272</b>
3. John Gall, Stanford (1997-2000) .....	263
4. Paul Carey, Stanford (1987-90) .....	220
5. Eric Valent, UCLA (1996-98) .....	219

### ASU Career RBI

1. Andrew Beinbrink (1996-99) .....	283
2. <b>Casey Myers (1998-P) .....</b>	<b>272</b>
3. Clay Westlake (1973-76) .....	250
4. Bob Horner (1976-78) .....	229

### ASU Career Batting Average

1. Kevin Romine (1981-82) .....	.408
2. Hubie Brooks (1977-78) .....	.396
3. Willie Bloomquist (1997-99) .....	.394
4. <b>Casey Myers (1998-P) .....</b>	<b>.382</b>

## Career statistics for: Casey Myers

Year	AVG	GP-GS	AB	R	H	2B	3B	HR	RBI	BB	SO	SB-ATT
1998....	.386	51-48	184	35	71	17	0	8	58	20	36	1-1
1999....	.329	51-46	170	39	56	11	0	6	51	25	24	1-4
2000....	.412	59-59	238	71	98	19	0	18	97	34	24	4-5
2001....	.482	55-55	215	49	83	16	0	6	66	34	19	2-3
TOTALS..	.382	216-208	807	194	308	63	0	38	272	113	103	8-13





# Sun Devil Baseball 2001

## Jon Switzer Is Firing On All Cylinders:

His 5-5 record does not show how well he has pitched this year, but his 3.75 ERA is the lowest of any of his three years at ASU and his 124 strikeouts are second best behind Mark Prior in the Pac-10... Switzer has also been a victim of hard luck, with the Devils scoring only one run in four of his five losses... a master of the strikeout, Switzer has tallied six games with more than 10 strikeouts, including a career high vs. Southern Utah (2/2)... Switzer also had 12 strikeouts in a pair of losses to Washington State (2-1) and UCLA (3-1)... he pitched his only complete game of the year and the third of his career at Oregon State in a 10-2 win over the Beavers... he pitched for Team USA over the summer and maintained a 2.41 ERA before leaving the team because of illness... he is the only native Texan on the roster for ASU when they matchup with the Red Raiders.

## On the Road Again in the NCAA Tournament:

The road and the NCAA Tournament are two familiar sites for a club coached by ASU head coach Pat Murphy. Of his nine career postseason appearances, Murphy's squads have hosted only once, and have been sent to a National No. 1 Seed six other times, including this year. Of those five prior trips to the National No. 1 seed, Murphy's clubs have fared well, winning games at Clemson, Florida State, Miami twice and advancing to the College World Series after winning Wichita State's regional in 1998. Murphy has a career 21-14 record in postseason play, including a 9-4 record over the past three appearances in the NCAA Tournament.

## Pat Murphy at ASU:

Arizona State has had only three coaches in its illustrious history. The latest to join the legacy is Pat Murphy who has enjoyed great success since arriving in Tempe six years ago in 1995. Murphy has guided ASU to a 263-139-1 (.654) and posted an impressive 104-87 record in the tough Pac-10. ASU has advanced to postseason play in four of the seven years under Murphy, including a 2nd place finish at the College World Series in 1998. With his 268 wins at ASU, Murphy has the third best winning percentage of Pac-10 coaches. Murphy is picked up his 100th Pac-10 win vs. Washington (5/12). Of all active Division I coaches, Murphy entered 2001 ranked 14th with a career .675 winning percentage.

## Bobby Winkles Field:

The Baseball Field at Packard Stadium was officially named Bobby Winkles Field April 3 as part of a special weekend honoring ASU's first varsity baseball coach. Winkles Field was officially named during a special ceremony before Saturday's game with LSU. Around 90 of Winkles former players joined a sellout crowd at Packard Stadium to honor Winkles and his tremendous strides to put ASU baseball on the map. Winkles was ASU's first varsity coach, compiling an impeccable 524-173 record during his 13-year career at ASU. He guided the Sun Devils to three national championships (1965, 67, 69) and tutored future major league greats Rick Monday, Reggie Jackson and Sal Bando. ASU is 13-6-1 on the newly named Bobby Winkles Field. ASU recently played its 1,000th career game at Packard Stadium, posting an all-time 785-228-1 record at the home of Sun Devil baseball dating back to April 7, 1972.

## Success in the Classroom As Well As On The Field:

ASU has long enjoyed much success on the diamond, and with 18 College World Series appearances, it is known as one of the gems of college baseball. But lately academics, as well as on-field talent, have shown its true colors in the storied program. Pat Murphy's Sun Devil squads have produced four Academic All-Americans over the past two years (Willie Bloomquist, Mark Ernster, Jeff Phelps, Casey Myers), including Myers being named the Academic All-American for college baseball in 2000. The four players honored as National Academic All-Americans is the most by any college baseball program in the nation over the last two years. The 2001 squad also features two players, Ty Johnson and Mike Lopez, who have already received their undergraduate degrees and are pursuing their master's. Myers, Phelps, Eric Doble and Jonah Martin all graduated last week during commencement. Myers was named the ASU Academic Athlete of the Year.

## The Espo Report:

Possibly the best news of the season for the Sun Devils is the fact the RHP Mike Esposito (Las Vegas) is back in the starting rotation. A reliever on strict pitch counts through much of the early season, Esposito made his return as a starter vs. LSU. Leaving the game with a lead against the Tigers, Esposito made good in his second start of the year, picking up the win against South Florida with 3.1 solid innings. Only 11 months from successful Tommy John surgery, Esposito turned in possibly ASU's most impressive pitching performance of the season. Despite picking up the no-decision vs. Cal, the hard-throwing right-hander allowed only four hits and two runs in seven innings against California. He struck out six and did not walk a better in his start. Esposito is 5-2 on the year with a 4.10 ERA. He is 3-0 in his last four starts and is coming off a two-hit, shutout performance over six innings at Tennessee (5/2) that earned him Pac-10 Pitcher of the Week honors. His start vs. Stanford (3/30) came exactly one year to the day after his Tommy John surgery. Esposito was a fifth-round draft pick by the Cincinnati Reds in 1999 and was ASU's opening day starter in 2000 before going down with the injury. Esposito was named All-Pac-10 Honorable Mention this year and was the awarded the Courage Award by ASU.

## Chris Duffy Makes An Immediate Impact:

The hype came with Chris Duffy, and so far he has not let it down. Gaining All-Pac-10 honors in his first year of Division I baseball, Duffy has come a long ways since starting the season with some bad news by spraining his right MCL before the Alumni game. After a month of intense rehab, the highly touted JC transfer from South Mountain CC saw his first action of his ASU career in the Creighton series and fared well, starting a 2001 team-high 19-game hitting streak. During the streak, Duffy hit .378 (28x74) with 19 runs scored, 16 RBI, four doubles and a triple. Duffy, who was the nation's top base stealer at the JC level last year with 59, is described as a five-tool player and has been solid in center field for ASU. Duffy is rated as one of the top 100 prospects in the nation by *Baseball America* (62) and earned the distinction of having the best outfield arm and best speed in the Pac-10's preseason outlook by *Baseball America*. Duffy hit .409 at South Mountain last year and was a 43rd round draft choice of the Boston Red Sox. Duffy also has three outfield assists, cutting down runners at home plate each time, and has recorded at least one hit in 39 of his 46 games played. Duffy also has 25 multi-hit games in only 45 starts and five multi-RBI affairs. He clubbed his first collegiate home run vs. Gonzaga (4/24) and has added two dramatic grand slams in the last week. His first came in the 10th inning in a 11-6 win over Washington (5/12) and he also hit one in the second inning to spark an early lead that turned into a 12-9 win. For the season he is third on the team with a .374 batting average (70x187) with 42 runs, four doubles, two triples and 34 RBI. Duffy has also stolen 19 bases this year to lead the Devils and currently has a five-game hitting streak in which he is batting .417 (10x24) with six RBI. During the UCLA series Duffy was 8-for-15.

## Klusman Equals K:

Redshirt freshman Aaron Klusman has earned the nickname "Special K." Through ASU's first 55 games, he may be the biggest surprise of any Sun Devil. Klusman has relished as a short-reliever and has maintained stellar 3.34 ERA. Klusman is averaging 12.6 strikeouts per nine innings pitched and in 35.0 innings on the mound has fanned 49 batters. Opponents are hitting only .212 off him and he has scattered only 28 hits in his 24 appearances. Klusman registered a career day on the mound vs. Washington State (4/14). He pitched his longest career outing by going six strong, and struck out a career-high 10 batters. Yes, he struck out 10 out of the bullpen, and in doing so picked up his first career collegiate victory.

## Drew Friedberg Having Stellar Senior Season:

Senior left-handed relief pitcher Drew Friedberg (Middleton, Wisc.) continued his dominance on the mound with two more impressive outings vs. Gonzaga and Arizona... he pitched only one third of an inning vs. Tennessee, but dropped his ERA one percentage point from 2.09 to 2.08... his ERA is now down to 1.88 after 55 games and his 23 appearances... Friedberg improved to 4-1 on the year with three innings of one-run ball vs. Gonzaga (4/23)... he added an impressive five-inning, shutout performance in ASU's 3-1 loss to Arizona (4/28)... the senior LHP leads the team with a 1.88 ERA and in 52.2 innings pitched this year, opponents are hitting only .203 off him... in Pac-10 play this year Friedberg had a commanding 1.33 ERA with only four earned runs allowed in 27.0 innings.



# Sun Devil Baseball 2001

## Drafted Devils:

A total of 17 players on the 2001 Arizona State squad have been taken in the Major League Baseball Amateur Draft. Since the inception of the draft in 1965, ASU has had more players chosen (289), more first-round draft picks (21) and more No. 1 picks (3) than any other school in the nation. Eight (8) players from the 2000 Pac-10 Championship team were drafted last June. ASU's three No. 1 picks were Rick Monday (1965), Floyd Bannister (1976) and Bob Horner (1978, Atlanta).

Player	Year	Team	Round	Drafted
Rod Allen	2000	Reds	34th	round
Eric Doble	2000	Red Sox	10th	round
Chris Duffy	2000	Red Sox	43rd	round
Mike Esposito	1999	Reds	5th	round
Drew Friedberg	1997	Diamondbacks	25th	round
	2000	Brewers	29th	round
Skyler Fulton	2000	Mets	25th	round
Steve Garabrants	2000	Twins	42nd	round
Jon Gutierrez	2000	Red Sox	25th	round
Eric Keefner	2000	Astros	4th	round
Jered Liebeck	1999	Diamondbacks	45th	round
Mike Lopez	1996	Blue Jays	52nd	round
Casey Myers	2000	Brewers	30th	round
Jeff Phelps	1997	Pirates	36th	round
Ryan Schroyer	2000	Tigers	16th	round
Jon Sheaffer	1999	Reds	29th	round
Jon Switzer	1998	Pirates	26th	round
Dennis Wyrick	1999	Tigers	35th	round

## Horner Ranks Second As Player of the Century:

Former Sun Devil greats Bob Horner and Eddie Bane were honored by *Baseball America* by being placed on the publications' "Team of the Century." Horner, an ASU great under Jim Brock from 1976-78, hit .383 for his career and belted a school record 56 home runs. Horner was listed second on the team behind Oklahoma State slugger Pete Incaviglia (1983-85). Bane, a top pitcher for the Sun Devils from 1971-72, posted a career 40-4 record and a 1.64 ERA. Bane was listed as the ninth best player of the 20th Century by *Baseball America*. The top 10 players of the century were voted on by fans, coaches and baseball writers and are listed below:

1. Pete Incaviglia (Oklahoma State)
2. **Bob Horner (Arizona State)**
3. Robin Ventura (Oklahoma State)
4. Burt Hooten (Texas)
5. Dave Winfield (Minnesota)
6. Phil Stephenson (Wichita State)
7. John G. Olerud (Washington State)
8. J.D. Drew (Florida State)
9. **Eddie Bane (Arizona State)**
10. Derek Tatsuno (Hawai'i)

## Bloomquist Earns Minor League All-Star Award:

Willie Bloomquist (1997-1999) showed signs he would be a great professional ball player during his time at ASU. After his first full season of professional ball, the 1999 Pac-10 Player of the Year turned in a banner season split between Single-A Lancaster and Triple-A Tacoma in the Seattle Mariners organization. The second basemen hit a blistering .379 at Lancaster to earn Single-A all-star status and was overall a second-team Minor League All-Star as selected by the writers at *Baseball America*. After having a great spring training last year with the M's, Bloomquist played for the Mariners briefly in Spring Training and has reported to Double-A San Antonio to play second base and shortstop. In 26 games in 2001 (through 5/08), Bloomquist was batting .247 with five doubles and seven RBI.

Team	AVG	AB	R	H	2B	3B	HR	RBI	BB	SO	SB
Lancaster (CAL)	.379	256	63	97	19	6	2	51	37	27	22
Lancaster/Tacoma	.313	447	80	140	24	7	3	74	44	55	27

## Sun Devil Quick Facts

Name of School	Arizona State
City, State	Tempe, Ariz.
Founded	1885
Enrollment	42,255
Mascot	Sun Devils
School Colors	Maroon and Gold
Stadium	Packard Stadium (5,000)
Field	Bobby Winkles Field
Fences	LF/RF (339)
	Center (395)
Conference	Pac-10
President	Dr. Lattie F. Coor
Athletics Director	Gene Smith

## Baseball History

First year of Baseball	1959 (28-18)
All-Time Record	2,226-1,091-1
Modern Era (1959-P)	1893-754-1 (.715)
Early Era (1906-1958)	333-338
Packard Stadium Record	785-228-1 (.776)
Years in College World Series	18
NCAA Championships	5
College World Series Record	56-30 (.652)
NCAA Appearances	25
NCAA Record	121-47
Last CWS Appearance	1998 (2nd)
Best All-Time Record	59-8 (1973)
Last All-Americans	Myers, Switzer
	Mitch Jones

## Media Relations

Media Relations Phone	(480) 965-6592
Fax	(480) 965-5408
Baseball SID	Jeff R. Evans
E-Mail Address	Jeff.Evans@asu.edu
Home Phone	(480) 699-1358
Director of Media Relations	Mark Brand
Associate Director	Doug Tammara
Assistant Directors	Will Phillips
	Rhonda Lundin
	Erin Rowley
	Jason Bellamy
Press Box	(480) 727-7253
Web Site	www.TheSunDevils.com

## ASU Coaching/Support Staff

Head Coach	Pat Murphy
Record at ASU	268-141-1 (7th Season)
Career Division I	585-255-2 (14th Season)
Assistants	Jay Sferra (6th)
	Mike Rooney (3rd)
	Bill Mosiello (1st)
Baseball Operations	Chris Holick
	Joe Brennan
	Graham Rossini
	Billy Jones
Managers	Steve Kirkman
Trainer	Kenny McCarty, Mike Elliott

## 2000 Review

2000 Record	44-15
Home	33-8
Away	11-7
2000 Pac-10 Record	17-7 (1st)
Home	9-3
Away	8-4
Letterman Returning/Lost	14/13
Starters Returning/Lost	7/2
Starting Pitchers Returning/Lost	2/2



# Sun Devil Baseball 2001

## 2001 ASU Hitting Leaders

### Batting Average:

1. Rod Allen .....	.387
2. Casey Myers .....	.386
3. Chris Duffy .....	.374
4. Dennis Wyrick .....	.368
5. Jonah Martin .....	.327

### Hits:

1. Casey Myers .....	83
2. Chris Duffy .....	70
3. Rod Allen .....	65
4. Dennis Wyrick .....	60
5. Brooks Conrad .....	59

### Runs Scored:

1. Casey Myers .....	49
2. Brooks Conrad .....	48
3. Mike Lopez .....	45
4. Chris Duffy .....	42

### RBI:

1. Casey Myers .....	66
2. Mike Lopez .....	49
3. Rod Allen .....	47
4. Brooks Conrad .....	38

### Doubles:

1. Mike Lopez .....	19
Jeff Phelps .....	19

### Triples:

1. Steve Garrabrants .....	5
----------------------------	---

### Home Runs:

1. Jeremy West .....	6
Casey Myers .....	6
3. Allen .....	5

## 2001 ASU Pitching Leaders

### Earned Run Average:

1. Drew Friedberg .....	1.88
2. Aaron Klusman .....	3.34
3. Jon Switzer .....	3.75
4. Mike Esposito .....	4.10
5. Andy Torres .....	4.16

### Wins:

1. Andy Torres .....	12
2. Jon Switzer .....	5
Mike Esposito .....	5
4. Drew Friedberg .....	4

### Batters Struck Out:

1. Jon Switzer .....	124
2. Andy Torres .....	72
3. Mike Esposito .....	59
4. Drew Friedberg .....	54
5. Aaron Klusman .....	49

### Innings Pitched:

1. Jon Switzer .....	96.0
2. Andy Torres .....	84.1
3. Mike Esposito .....	63.2
4. Drew Friedberg .....	52.2
5. Aaron Klusman .....	35.0

## 2001 ASU Fielding Leaders

### Errors:

1. Dennis Wyrick .....	15
2. Brooks Conrad .....	13
3. Mike Lopez .....	11

### Assists:

1. Dennis Wyrick .....	127
2. Brooks Conrad .....	124
3. Mike Lopez .....	76

### Putouts:

1. Casey Myers .....	486
2. Jeremy West .....	235
3. Jeff Phelps .....	199

## Preseason Awards Plenty for Sun Devils:

Several Sun Devils received honors from various preseason college baseball publications. Casey Myers was a unanimous Preseason All-American as the Devils cracked the polls at No. 6 in the nation. Eric Doble was named a third-team preseason All-American by the NCBWA and Jon Switzer was also coveted as a preseason All-American. In Baseball America's annual Pac-10 review, five players received all-conference recognition. Myers, Doble, Switzer, in addition to Chris Duffy and Jeff Phelps were named to the team.

## ASU And Team USA:

Junior lefty Jon Switzer (Houston, Texas) was among 20 invitees to the 2000 USA Baseball Team Trials and was one of two ASU players to represent the Red, White and Blue last summer. Switzer was joined by three other Pac-10 players: USC's Mark Prior, UCLA's Josh Karp and Stanford's Brian Sager at the trials, and junior catcher Casey Myers was also selected to play for the team. Myers (Casa Grande, Ariz.) was a member of the junior national team in '96 and was a '98 national team invitee. Myers ended up hitting .310 with Team USA and Switzer was 1-0 with a 2.41 ERA.

## Arizona State Claims Pac-10 Championship in 2000:

For the first time in league history, three teams finished in a tie for first place in the conference standings in 2000. ASU, Stanford and UCLA all notched a 17-7 record in Pac-10 play. By virtue of a tie breaker (ASU won both conference series against Stanford and UCLA), the Sun Devils received the Pac-10's automatic bid to postseason play. It was their first conference championship since 1993 and sixth since joining the Pac-10 in 1978. Stanford and Pac-10 runner-up USC advanced through the NCAA Tournament and made appearances at the College World Series in Omaha. Stanford was the eventual runner-up.

## Two Sport Stars:

If you think you heard the names of a couple of ASU baseball players' names being called over the Sun Devil Stadium loudspeaker during football season, that wasn't a joke. Three players, Skyler Fulton, Jon Sheaffer and Eric Keefner all double as players on the ASU football team. Sheaffer (WR) and Fulton (RB) saw action on special teams, while Keefner (LB) was named the Scout Team MVP. Kevin Tommasini (1996-97) and Jason Verdugo (1994-97) were the last Devils to double as a player on the diamond and on the gridiron.

## Murphy Garners Pac-10 Coach of the Year Award in 2000:

Head coach Pat Murphy was voted the Pac-10 Coach of the Year by his peers for the 2000 season. The Sun Devils skipper led his squad to its sixth Pac-10 Conference title and first since 1993. ASU was picked to finish sixth in the league in the preseason coaches' poll. Murphy led the Devils to their third postseason appearance in the last four years.

## Golden Spikes Common At Arizona State:

While Kip Bouknight of South Carolina was the recipient of the 2000 Golden Spikes award as the nation's top amateur baseball player, it should be noted that three Arizona State players have won the award. Bob Horner, who was a standout at ASU from 1976-78, won the inaugural award in 1978. Oddibe McDowell, who was a member of the first Team USA baseball team to compete in an Olympics, won the award in 1984. Mike Kelly, who ranks second in ASU history with 46 home runs from 1989-91, won the award in 1991. In all, 13 players that have worn the Maroon and Gold have been named a Player of the Year for college baseball.

## The Assistant Coaches:

Coach Murphy has long been regarded for his winning programs and the development of college players into top pro talent. Perhaps the most forgotten skill Murphy should be praised for is his development of assistant coaches into head coaches. Four of his former assistants, Nino Giarratano (San Francisco), John Pawlowski (Charleston), Doug Schreiber (Purdue) and Brian Cleary (Cincinnati) have all moved onto the head coaching ranks. His current staff that he has assembled over the years is one of the best in all of college baseball. Jay Sferri is in his sixth year in association with the ASU baseball program and his third as an assistant coach. Sferri helps with the pitching staff and is the recruiting coordinator. Mike Rooney is regarded as one of the best assistants in the country and his on-field leadership and teaching skills make him a coveted coaching prospect for the future. The newest addition to the Sun Devil coaching staff is volunteer assistant coach Bill Mosiello. Mosiello, who is a top ranked assistant coach by Baseball America and a veteran summer league coach in the Cape Cod and Alaskan Summer League, came from Oklahoma where he was an assistant coach since 1996. Baseball Operations Director Billy Jones will coach this summer in the Cape Cod League for the Brewster Whitecaps.

## This is ASU Baseball:

- Only one losing season in school history
- 18 College World Series Appearances
- 25 years in the NCAA Tournament
- Six Pac-10 Titles
- Five NCAA Championships
- 13 NCAA National Players of the Year
- Three Golden Spikes Award Winners
- 10 Pac-10 Players of the Year
- 39 Straight 30-Win Seasons
- 58 All-Americans
- 2 NCAA Coaches of the Year
- 75 Major League Players
- 21 First-Round Draft Picks
- Finished in top 12 three of past four years
- Only one losing season in school history
- Three 2001 Preseason All-Americans
- Four Academic All-Americans in last two years
- Finished in the top 12 in three of the past four years.





# Sun Devil Baseball 2001

## Golden Spikes Common At Arizona State:

While Kip Bouknight of South Carolina was the recipient of the 2000 Golden Spikes award as the nation's top amateur baseball player, it should be noted that three Arizona State players have won the award. Bob Horner, who was a standout at ASU from 1976-78, won the inaugural award in 1978. Oddibe McDowell, who was a member of the first Team USA baseball team to compete in an Olympics, won the award in 1984. Mike Kelly, who ranks second in ASU history with 46 home runs from 1989-91, won the award in 1991. In all, 13 players that have worn the Maroon and Gold have been named a Player of the Year for college baseball.

## ASU Leader of the Pac When It Comes to Player of the Week:

Arizona State has amassed 41 Pac-10 Pitchers of the Week and 62 Players of the Week since 1981. That total leads all Pac-10 member schools. The Sun Devils had four players honored as Pac-10 POW last year (Mitch Jones -2, Brooks Conrad -2) and Jon Switzer was a three-time recipient of the award in 2000. ASU is yet to have a Pac-10 Player of the Week this year.

## Arizona State in Postseason Play:

The Sun Devil baseball program has created a dynasty in college baseball that has been matched by few. With 18 appearances in the College World Series, ASU ranks fourth for the most trips to Omaha. Arizona State has advanced to the NCAA Tournament in 24 of the program's 42 seasons, amassing an incredible 116-43 (.730) record. ASU's five National Championships rank as the second most of any NCAA school. In addition to ASU's five national championships, the Sun Devils have also turned in five second-place teams and three third-place finishes.

### Postseason Summary:

NCAA Appearances	24	Record in District 7	12-1
All-Time NCAA Record	121-47	CWS Appearances	18
Regional Appearances	18	CWS Titles	5
Regional Titles	12	CWS Runners-up	5
Record in Regionals	54-16	CWS Third-Place Finishes	4
District 7 Appearances	6	Record at CWS	55-30 (.647)
District 7 Titles	6		

## ASU Stellar In Pac-10 Play:

While Arizona and Arizona State both joined the Pacific-10 Conference in 1979 as the newest additions to the "Conference of Champions," ASU has quickly made quick gains to place its name among the top two in winning percentage of all Pac-10 schools. With a career 440-302 record combined when apart of the old Six-Pac or the combined Pac-10, ASU's .593 winning percentage falls behind just behind USC's .642 winning percentage in 77 years being affiliated with the Pac-10.

## ASU Is Now 22-2 In Season Openers Since 1979:

If you think ASU's Jan. 26th game vs. Texas-Arlington was a late start for the season, well it is. In fact, it is the latest ASU has started a season since opening Feb. 2 in 1996. Despite the loss to UTA, the Sun Devil baseball program has maintained an impressive 22-2 record in season openers dating back to 1979, while head coach Pat Murphy is 6-1 in Tempe having recorded a season-opening win in six of his seven years at the helm of the Sun Devils. Murphy's teams have also greatly outscored their opponents since 1995 in season openers, 71-23. In his 13+ years as a head coach at the Division I level (Now 7 at ASU, 7 at Notre Dame), Murphy has lost only one game (UTA). One of his season openers actually came against ASU when the Irish defeated the Sun Devils 11-4 in 1993. The last time ASU lost a season opener before this year was a 9-4 setback to Hawai'i in 1993, and ASU advanced to the CWS that year.

## This is ASU Baseball:

- Only one losing season in school history
- 18 College World Series Appearances
- 24 years in the NCAA Tournament
- Six Pac-10 Titles
- Five NCAA Championships
- 13 NCAA National Players of the Year
- Three Golden Spikes Award Winners
- 58 All-Americans
- 2 NCAA Coaches of the Year
- 75 Major League Players
- 21 First-Round Draft Picks
- Finished in top 12 three of past four years
- Only one losing season in school history
- Three 2001 Preseason All-Americans
- Four Academic All-Americans in last two years
- Finished in the top 12 in three of the past four years.

## Media Information:

**Baseball Contact:** Jeff R. Evans  
**SID Phone:** (480) 965-6592  
**Evans' Direct Line:** (480) 965-6594  
**SID Fax:** (480) 965-5408  
**Evans' E-Mail:** Jeff.Evans@asu.edu  
**Website:** www.TheSunDevils.com  
**Address:**  
 Media Relations Office  
 ICA Room 105  
 Tempe, AZ 85287-1505

## Interviews:

All interviews with players and the coaching staff need to be cleared through the ASU media relations office and Jeff Evans. If you wish to talk to any Sun Devil player or head coach Pat Murphy, please contact Evans via the above information.

## Media Guides:

Media guides will be available to working press only and can be purchased by fans at home games only from the souvenir stand. Press guides will not be distributed to fans from the press box or the media relations office.

## Game Notes and Statistics:

Game notes and statistics will be distributed to all working media and scouts on game days at Packard Stadium. Copies will also be made available in the press box. The statistics are for working press, scouts and coaches only. A complete statistical book containing box scores, play-by-play and game notes will also be available in the press box for working media following each home game. All information will be made available to fans and ASU supporters through the school's official athletic website, www.TheSunDevils.com.

## Live Stats:

While only certain games can be accessed by radio either through the internet or in the greater Phoenix area, every home game and selected road games can be tracked through live statistical updates on www.TheSunDevils.com.



# Sun Devil Baseball 2001

## Where ASU Ranked In The Nation Last Year:

ASU had a year that will go down in the NCAA record books. The Sun Devils finished second in hitting with a .346 team batting average, trailing only Stony Brook which posted a .347 average. The team went a collective 738-for-2134. The Sun Devils, however, were the most productive team in the nation in '00, leading the NCAA in scoring, while averaging 10.97 runs per game. The Sun Devils also led the nation with 37 total triples and ASU's nearest threat was Delaware with 10.02 runs per game. Here is a list of where the team and individual players ranked in the NCAA:

### Team Rankings:

Scoring	1st	10.97
Batting:	2nd	.346
Fielding:	5th	.971%
Home Runs	7th	1.46 rpg
Slugging:	2nd	.561%
Triples:	1st	0.63
Won-Loss	8th	.746 (44-15)

### Individual Rankings:

Batting:	Myers	30th, .412 avg.
RBI:	Myers	4th, 1.64 pg
	Jones	5th, 1.56 pg
Home Runs	Jones	1st, .458 pg
	Myers	35th, .31 pg
Triples:	Martin	17th, .12 pg
Runs:	Jones	11th, 1.34 pg
Slugging:	Jones	11th, .787 %

## Reviewing the 2000 Pac-10 Championship Season:

ASU won its sixth Pac-10 title (all since 1981) and first since 1993, after being picked sixth in the preseason poll... ASU hit the 40-win plateau for the fourth time since 1993... The 17 league wins were a five-game improvement from 1999 and it was the fifth time since 1990 with 17 or more wins in Pac-10 play... ASU was 2nd in the nation in batting, 5th in fielding percentage, and 1st in scoring in 2000... ASU led the Conference in batting average (.346), runs per game (11.0), slugging percentage (.561), on base percentage (.454), RBI (588), triples (37), walks (336), and stolen bases (92)... Sr. OF Mitch Jones broke Bob Horner's (1978) 22-year-old school record for home runs when he hit No. 26 vs. Arizona May 21. Jones finished with 27, becoming just the ninth player in Pac-10 history to hit at least 27 in a season, and seventh to do so since 1990... ASU had an extra-base hit in all but two games in 2000... ASU batters were hit by a pitch 115 times in 2000, breaking the Pac-10 record (101, UW, 1998). The mark ranks in the top-four all-time in the NCAA record books (125, Nevada in 1997)... Pac-10 Player of the Year Casey Myers finished '00 with 97 RBI, second-best in Pac-10 history, and 206 for his career, fifth-best. Myers led the Sun Devils with 98 hits, 19 doubles, 97 RBI, and a .502 on-base percentage. Myers led the Pac-10 in RBI and on-base percentage. He also ranked among the Conference leaders in hits (3rd), slugging percentage (.718, t3rd), total bases (171, 7th), runs scored (71, 9th), home runs (18, t8th), and doubles (19, t9th). Myers batted .412 for the season, second in the Pac-10 tied for 22nd-best average in single season Pac-10 history... Myers and Jones (92) ranked first and second in the Conference in RBI; third and fifth in the nation... The Sun Devils scored 10 or more runs in 31 games last season, and 20 runs nine times.

## 2002 Recruiting Class Among Nation's Best:

The 2002 recruiting class that will debut on the diamond next spring (2002) has drawn rave reviews from Baseball America as one of the top three in the nation. Mike Jones and Kris Honel are listed as two of the top 10 pitching prospects out of this year's high school class. The 2001 class that debuts on the field this year was ranked as the No. 1 class in the nation by Baseball America and the No. 3 class by Collegiate Baseball. The list of players who signed NLI's with the Sun Devils is provided below:

Player	Position	Hometown	School	Notes
Joel Bocchi	C/3B	Phoenix, Ariz.	Desert Vista HS	Good all-around player
Ryan Bonesio	LHP/1B	Carrollton, Texas	Navarro CC	Solid gap hitter
Nickolas Cadena	SS/3B	Glendale, Ariz.	Apollo HS	Led Arizona in HR in 2000
Chris Collins	INF/C	Phoenix, Ariz.	S. Mountain CC	Brother of former ASU star
Tuffy Gosewisch	INF	Scottsdale, Ariz.	Horizon HS	Brother of Chip Gosewisch
Garrett Guzman	OF	Henderson, Nevada	Green Valley HS	One of nation's best hitters
Travis Hinton	1B	Tempe, Ariz.	Santa Clara Univ.	Led SC with 9 HR in 2000
Kris Honel	RHP	Bourbonnais, Ill.	Providence HS.	No. 4 prospect by Team One
John Hoyos	LHP	Los Angeles, Calif.	East LA CC	Hard Throwing LHP
Mike Jones	RHP	Phoenix, Ariz.	Thunderbird HS	No. 1 prospect by BA
Matt Leaf	RHP	Peoria, Ariz.	Sunrise Mtn. HS	No. 61 prospect by Team One
Robert McClellan	RHP	Liberal, Kansas	Seward County CC	2nd in nation in Ks per IP
Dustin Pedroia	SS	Woodland, Calif.	Woodland HS	Great defensive skills
Ryan Richardson	C	Mesa, Ariz.	Central Arizona	Scrappy, hard nosed player
Miguel Sanchez	P	Los Angeles, Calif.	Bishop Amat HS	7-1 with 2.13 ERA Jr year

## The Casey Myers Watch

### In the Record Books...

#### ASU Career Hits:

1. Clay Westlake	322
2. Andrew Beinbrink	318
<b>3. Casey Myers</b>	<b>308</b>
4. Gary Atwell	286
5. Mikel Moreno	277
6. Antone Williamson	264
7. Bob Horner	262

#### ASU Career Home Run:

1. Bob Horner	56
2. Mike Kelly	46
3. Barry Bonds	45
4. Dan Rumsey	44
5. Andrew Beinbrink	40
<b>6. Casey Myers</b>	<b>38</b>
<b>Mitch Jones</b>	<b>38</b>

#### ASU Total Bases:

1. Andrew Beinbrink	547
2. Clay Westlake	505
3. Bob Horner	492
<b>4. Casey Myers</b>	<b>485</b>

#### Misc. Categories:

Career At-Bats: .....	807 (5th)
Doubles: .....	63 (4th)
Runs: .....	194

### Myers Multi Hit Games...

	<u>2</u>	<u>3</u>	<u>4</u>	<u>5+</u>	Total
1998	9	9	3	0	21
1999	6	7	1	0	14
2000	17	11	3	0	31
<u>2001</u>	<u>16</u>	<u>11</u>	<u>1</u>	<u>0</u>	<u>28</u>
Totals	48	38	8	0	94

### Myers Multi RBI Games...

	<u>2</u>	<u>3</u>	<u>4</u>	<u>5+</u>	Total
1998	9	5	1	1	16
1999	7	3	2	1	13
2000	14	7	6	2	29
<u>2001</u>	<u>10</u>	<u>4</u>	<u>5</u>	<u>0</u>	<u>19</u>
Totals	40	19	14	4	77

## Casey At Bat

Senior Casey Myers has been writing a bi-weekly diary on the internet that can be read on [www.thesundevils.com](http://www.thesundevils.com). The column also appears on ESPN.com. The senior writes about the season, the players, the upcoming opponent and other behind the scenes action.



# Sun Devil Baseball 2001

## 2001 Arizona State Baseball Game-by-Game Results


(36-18-1 Overall, 14-10 Pac-10, 25-9-1 Home, 11-9 Away)

Date	Opponent	W-L	Score	Att.	ASU Pitcher	Opp. Pitcher	Record	Notes
1/26	Texas-Arlington	L	5-3	1,901	Doble (0-1)	Faught (1-0)	0-1	ASU drops first season opener since '93
1/27	Texas-Arlington		<i>Game Rained Out</i>					
1/28	Texas-Arlington		<i>Game Rained Out</i>					
2/1	Southern Utah	W	18-8	1,711	Torres (1-0)	Kittrell (0-1)	1-1	18 runs on 18 hits. West 3x4, 3 RBI.
2/2	Southern Utah	W	10-2	1,873	Switzer (1-0)	White (0-1)	2-1	Switzer 13 K's in Five Innings.
2/3	Southern Utah	W	11-2	2,713	Schroyer (1-0)	Stoker (0-1)	3-1	Lopez 2 doubles, 4 RBI. Schroyer 9 K's.
2/4	Southern Utah	W	6-5	2,697	Torres (2-0)	Matthews (0-1)	4-1	Myers single in ninth scores winning run.
2/9	Duke	W	8-1	2,272	Switzer (2-0)	Caradonna (0-2)	5-1	Switzer 11 K's. Myers 2x5 with 3 RBI.
2/10	Duke (1)	W	12-5	----	Torres (3-0)	Thompson (0-1)	6-1	Conrad 2x4, 3-Run HR, 5 RBI.
2/10	Duke (2)	W	9-0	4,479	Schroyer (2-0)	Burke (1-1)	7-1	Phelps 3x4, 4 RBI. Allen two doubles.
2/11	Duke	W	11-3	2,656	Pezely (1-0)	Hannaway (0-1)	8-1	Myers 3x4 with 3-Run HR and 4 RBI.
2/13	New Mexico State	W	16-2	465	Torres (4-0)	Hale (1-1)	9-1	Myers 2-run HR, 4 RBI. Garrabrants 3x3.
2/16	Creighton	W	23-1	2,813	Switzer (3-0)	Koch (0-1)	10-1	Season High 21 hits. Myers 3x3. 11-run 7th.
2/17	Creighton	W	15-2	3,329	Liebeck (1-0)	Gooris (0-1)	11-1	10th straight win. Myers 3-for-5 with 2 RBI.
2/17	St. Mary's	L	6-4	746	Schroyer (2-1)	Byer (1-1)	11-2	10-Game Win Streak Snapped. Wyrick 2x4.
2/18	Creighton	W	14-4	2,894	Torres (5-0)	Slining (0-1)	12-2	Lopez 4x5, 3 doubles and six RBI.
2/23	@ #18 CS Fullerton	W	5-3	843	Friedberg (1-0)	Cordero (1-2)	13-2	Walsh 2-run single in 7th gives ASU win.
2/24	@ #18 CS Fullerton		<i>Game Rained Out</i>					
2/25	@ #18 CS Fullerton		<i>Game Rained Out</i>					
3/2	#2 LSU	L	11-12	6,043	Corcoran (3-0)	Doble (0-2)	13-3	Ninth Inning Rally Falls Short. Martin 2x4.
3/3	#2 LSU	L	7-15	6,457	Youman (3-0)	Torres (5-1)	13-4	Moore (LSU) 5x5, 3 2B, 2 HR, 7 RBI
3/4	#2 LSU	T	5-5	5,965	None	None	13-4-1	First Tie In ASU School History.
3/6	Oral Roberts	W	17-3	768	Torres (6-1)	Recio (1-1)	14-4-1	Myers 4x5, HR, 2 RBI. ASU 21 hits.
3/7	Oral Roberts		<i>Game Rained Out</i>					
3/9	South Florida	W	16-5	2,267	Friedberg (2-0)	Gorham (2-2)	15-4-1	West 4x5, HR, 3B, 2 RBI.
3/10	South Florida	W	10-3	1,697	Esposito (1-0)	Vigue (1-2)	16-4-1	Allen 3x4, 2B, HR. West 2x3, 2B, 3B.
3/11	South Florida	W	12-4	1,632	Torres (7-1)	Royal (1-2)	17-4-1	Myers 2x3, 4 RBI. 1,000th game at Packard
3/16	@California*	W	7-4	329	Friedberg (3-0)	Hutchinson (2-4)	18-4-1	Bullpen combines for 5.0 no-hit innings.
3/17	@California*	W	4-2	523	Pezely (2-0)	Brown (1-3)	19-4-1	3-Run 9th Give ASU Win. Walsh Winning Hit
3/18	@California*	L	5-17	704	Cash (6-1)	Torres (7-2)	19-5-1	Allen and Duffy Extend Hitting Streaks.
3/24	@Oregon State*	W	10-2	596	Switzer (4-0)	Johnson (3-3)	20-5-1	Phelps 3x3, Switzer CG, 10 K's.
3/25	@Oregon State*	L	1-4	419	Nicholson (5-1)	Esposito (1-1)	10-6-1	Season-low 6 hits. Nicholson CG, 4 K's
3/26	@Oregon State*	L	2-12	377	Hays (4-2)	Torres (7-3)	20-7-1	Beavers explode for 16 hits to hand ASU loss.
3/30	#1 Stanford*	L	2-6	3,871	Guthrie (7-0)	Esposito (1-2)	20-8-1	No. 6 Devils Fall to No. 1 Cardina. Wyrick 2x4
3/31	#1 Stanford*	L	2-5	2,869	Bruksch (6-0)	Switzer (4-1)	20-9-1	Ninth inning rally preserves scoring streak to 347
4/1	#1 Stanford*	W	6-5	3,284	Torres (8-3)	Hudgins (1-4)	21-9-1	Myers 3x4, 3 RBI, 5th home run of 2001
4/6	@ #12 USC*	L	2-11	945	Prior (9-1)	Schroyer (2-2)	21-10-1	Prior goes eight strong in 11-2 win over ASU.
4/7	@ #12 USC*	L	1-5	526	Currier (6-1)	Switzer (4-2)	21-11-1	ASU loses for seventh time in last 10 games.
4/8	@ #12 USC*	W	11-1	1,248	Esposito (2-2)	Reyes (1-2)	22-11-1	Myers 3x4. Lopez 2x5, 2 2B, 3 RBI.
4/9	@ #14 CS Fullerton	L	6-13	741	Littleton (2-0)	Liebeck (1-1)	22-12-1	Lopez 3x3, HR. Klusman 5 K's 0 H in 2.1 IP.
4/12	Washington State*	L	1-2	2,611	Davis (3-4)	Friedberg (3-1)	22-13-1	Switzer, 13 K's, 6 H, 1 R in 8.0 IP. Myers 3x3.
4/13	Washington State*	W	4-3	2,581	Torres (9-3)	Kenyon (0-3)	23-13-1	Walsh Game Winning Home Run in 7th Inning
4/14	Washington State*	W	14-4	2,462	Klusman (1-0)	Svensden (2-1)	24-13-1	West 4x5, 4 RBI. Klusman 10 K's out of bullpen
4/17	@New Mexico State	L	16-19	678	Hale (4-2)	Switzer (4-3)	24-14-1	Allen 4x5, 5 RBI, Grand Slam in loss.
4/18	@Oklahoma	W	5-3 (11)	3,489	Torres (10-3)	Sorensen (1-3)	25-14-1	Wyrick GW 2-Run Single in 11th.
4/18	@ #25 Oral Roberts	W	5-2 (11)	1,237	Torres (11-3)	Davis (4-2)	26-14-1	West GW 2-Run Triple in 11th. Torres' 11th win
4/23	Gonzaga	W	7-6	2,162	Friedberg (4-1)	Clelland (1-2)	27-14-1	7 Runs in first two innings lead ASU to win.
4/24	Gonzaga	W	9-1	1,674	Doble (1-2)	Stencil (2-3)	28-14-1	Doble 5 IP, career high 9 K's. Lopez 3x3.
4/27	Arizona*	W	7-4	3,108	Esposito (3-2)	Kaiser (7-5)	29-14-1	Conrad two home runs in 5th straight win.
4/28	Arizona*	L	1-3	2,708	Rierson (5-4)	Switzer (4-4)	29-15-1	ASU leaves bases loaded in 9th to end game.
4/29	Arizona*	W	6-5 (11)	2,652	Pezely (3-0)	Anderson (1-1)	30-15-1	ASU scores two in 9th to tie, wins in 11th.
5/1	@ #19 Tennessee	L	5-9 (10)	726	Curtiss (4-1)	Pezely (3-1)	30-16-1	'Vols hit grand slam in 10th to defeat ASU.
5/2	@ #19 Tennessee	W	15-1	1,480	Esposito (4-2)	Gomez (0-1)	31-16-1	Walsh, Duffy, Lopez three hits each in win.
5/12	@Washington*	W	11-6 (10)	589	Torres (12-3)	Shepple (0-4)	32-16-1	Duffy 3x6, GS, 6 RBI. Torres gains 12th win.
5/13	@Washington*	W	7-3	491	Switzer (5-4)	Daniels (4-2)	33-16-1	Switzer, Friedberg, Klusman combine for win.
5/14	@Washington*	W	17-1 (7)	224	Doble (2-2)	White (3-3)	34-16-1	9-Run Third Inning Leads Devils To Sweep.
5/16	@Nevada	L	4-6	1,257	Miramontes (10-3)	Torres (12-4)	34-17-1	4-Run 8th Inning Ends 4-Game Win Streak.
5/18	UCLA*	W	7-3	2,429	Esposito (5-2)	Roe (4-3)	35-17-1	No errors, no walks and Allen 3-Run HR.
5/19	UCLA*	L	1-3	3,130	Karp (5-2)	Switzer (5-5)	35-18-1	ASU leaves 16 men on base. 0-for-13 RISP.
5/20	UCLA*	W	12-9	2,813	Doble (3-2)	Janssen (2-3)	36-18-1	Duffy goes 3-for-5 with GS. Doble 3-0 as starter.





# Sun Devil Baseball 2001



## Home Runs and Misc. Hitting Breakdown:

Player	Multi-Hit Games					Multi RBI	HR Total	Home Run Breakdown						Last Home Run
	Total	2	3	4	5+			H	A	Solo	2	3	GS	
Rod Allen	20 (20)	14	5	1	0	11	5	3	2	0	3	1	1	5/18 vs. UCLA
Brooks Conrad	13 (40)	9	4	0	0	8	4	3	1	3	0	1	0	5/13 at Arizona
Chris Duffy	25 (25)	19	8	0	0	5	3	2	1	1	0	0	2	5/20 vs. UCLA (GS)
Steve Garrabrants	13 (13)	9	4	0	0	6	0	0	0	0	0	0	0	None
Eric Keefner	0 (0)	0	0	0	0	0	0	0	0	0	0	0	0	None
Mike Lopez	15 (27)	8	6	1	0	11	3	2	1	3	0	0	0	4/28 vs. Arizona (5th Inning)
Jonah Martin	8 (23)	7	1	0	0	4	0	0	0	0	0	0	0	None
Ryan McKenna	4 (4)	4	0	0	0	2	0	0	0	0	0	0	0	None
Casey Myers	28 (94)	16	11	1	0	19	6	5	1	1	5	0	0	4/17 at New Mexico State
Jeff Phelps	18 (64)	12	6	0	0	7	1	0	1	1	0	0	0	4/17 at New Mexico State
Jon Sheaffer	1 (1)	0	1	0	0	0	0	0	0	0	0	0	0	None
Mel Stocker	7 (18)	6	1	0	0	5	0	0	0	0	0	0	0	None
Nick Walsh	6 (6)	3	3	0	0	5	1	1	0	1	0	0	0	4/13 vs. Washington State
Jeremy West	12 (12)	9	1	2	0	8	6	5	1	4	2	0	0	4/6 vs. USC (9th Inning)
Dennis Wyrick	19 (33)	13	5	0	0	7	0	0	0	0	0	0	0	None
Team Totals	185	129	55	5	0	99	29	21	8	14	10	1	3	5/20 vs. UCLA (Duffy)

(x) = career multi-hit games.

## Batting Order-Record Breakdown:

- 1 – Garrabrants (2-1), Martin (14-2), Stocker (5-5), Duffy (3-6), Walsh (12-4-1)
- 2 – Stocker (10-2), McKenna (1-1), Duffy (23-9-1), Martin (2-4), Wyrick (0-2)
- 3 – Conrad (9-3), Myers (24-10), Garrabrants (0-0-1), Wyrick (0-1) Phelps (2-2), Duffy (1-2), West (0-1)
- 4 – Myers (12-8-1), Conrad (10-3), West (1-3), Allen (13-4)
- 5 – Phelps (16-7), West (8-2-1), Allen (1-3), Lopez (4-3), Conrad (7-3)
- 6 – Lopez (17-5), Garrabrants (7-2), Allen (2-1), Conrad (8-6-1), West (0-2), Phelps (1-1), Wyrick (1-1)
- 7 – West (3-2), Garrabrants (4-3), Lopez (11-4-1), Phelps (7-4), Wyrick (3-1), Allen (6-2), Conrad (1-2), Walsh (1-0)
- 8 – Martin (4-2), West (10-2), Garrabrants (2-2), Allen (5-2), Stocker (1-0) Sheaffer (1-1), Wyrick (8-3-1), Lopez (2-4), Phelps (2-2), Conrad (1-0)
- 9 – Wyrick (14-9), McKenna (5-2), Stocker (6-4), Martin (2-2-1), Garrabrants (8-1), Sheaffer (1-0)

## Starters by Position Breakdown:

- C – Myers (55), Castillo (0)  
 1B – Phelps (26), West (28), Conrad (1)  
 2B – Conrad (40), Garrabrants (15)  
 3B – Lopez (49), Phelps (3), Conrad (3)  
 SS – Wyrick (43), Conrad (9), Garrabrants (3)  
 LF – Allen (26), Garrabrants (11), McKenna (2), Martin (16)  
 CF – Duffy (45), Stocker (10)  
 RF – Martin (16), McKenna (7), Stocker (23), Sheaffer (3), Walsh (6)  
 DH – West (7), Allen (13), Garrabrants (4), Walsh (12), Martin (1) Phelps (15), Lopez (2)  
 P – Switzer (17), Torres (9), Liebeck (3), Schroyer (7), Johnson (1) Esposito (12), Doble (4), Kartler (2)

## Attendance (Through 5/20)

Home Attendance: 93,732 (2,756 avg. for 34 dates)  
 Away Attendance: 17,422 (20 Games, Avg. 871)  
 Total Attendance: 111,154 (55 Games)  
 Average Attendance: 2,0458 (54 Dates)

## Sun Devils Record When They Score:

Runs	0	1	2	3	4	5	6	7	8	9	10+
W-L	0-0	0-5	0-4	0-1	2-2	3-2-1	3-1	5-1	1-0	2-0	19-2

## Sun Devils Record When Opponent Scores:

Runs	0	1	2	3	4	5	6	7	8	9	10+
W-L	1-0	5-0	7-1	8-2	5-1	5-3-1	2-3	0-0	1-0	1-1	0-7

## Score By Innings In All Games:

Inning	1	2	3	4	5	6	7	8	9	Ex	Total
Opp.	23	21	34	45	30	37	21	38	23	4	276
ASU	47	55	57	70	60	49	52	41	14	11	456

## Score By Innings In Pac-10 Games:

Inning	1	2	3	4	5	6	7	8	9	Ex	Total
Opp.	9	11	21	17	17	11	7	18	9	0	120
ASU	16	14	24	17	16	20	10	10	8	6	141

## Current Hitting Streaks:

Player	2001 Longest	Career Long	Current Streak
Rod Allen	17	17	7
Brooks Conrad	14	21	1
Chris Duffy	19	19	5
Steve Garrabrants	11	11	0
Eric Keefner	2	2	0
Mike Lopez	8	13	0
Jonah Martin	11	12	1
Ryan McKenna	4	4	1
Casey Myers	12	18	1
Jeff Phelps	5	21	3
Jon Sheaffer	2	2	0
Mel Stocker	3	7	0
Nick Walsh	3	3	0
Jeremy West	6	6	0
Dennis Wyrick	8	8	8



# Sun Devil Baseball 2001

## Sun Devil Baseball's Record When...

(Through 55 Games of 2001)

Overall ..... 36-18-1  
 At Packard Stadium ..... 25-9-1  
 Playing on the Road ..... 11-9  
 Day Games ..... 19-10-1  
 Night Games ..... 17-8

Scoring 1-4 Runs ..... 2-12  
 Scoring 5-10 Runs ..... 14-4-1  
 Scoring 10-19 Runs ..... 19-2  
 Scoring 20+ Runs ..... 1-0

Opp. 5 or less runs ..... 32-7-1  
 Opp. 6 or more runs ..... 4-11

ASU Scores First ..... 27-8-1  
 Opp. Scores First ..... 8-9

Leading After 6 Innings ..... 31-2-1  
 Trailing After 6 Innings ..... 3-14  
 Tied After 6 Innings ..... 2-1

Leading After 8 Innings ..... 29-1  
 Trailing After 8 Innings ..... 2-15  
 Tied After 8 Innings ..... 3-2-1

Last At-Bat Wins ..... 6  
 After a Win ..... 24-11  
 After a Loss ..... 11-7-1

Collecting 1-3 Hits ..... 0-0  
 Collecting 4-6 Hits ..... 2-5  
 Collecting 7-9 Hits ..... 4-7-1  
 Collecting 10+ Hits ..... 30-6

Out-Hitting Opponent ..... 30-2  
 Out-Hit by Opponent ..... 5-15-1  
 Hits are Tied ..... 2-1

ASU is Errorless ..... 9-5-1  
 ASU Makes 1 Error ..... 12-6  
 ASU Makes 2+ Errors ..... 14-8

ASU Starter Gets Decision ..... 31-13  
 Bullpen Gets Decision ..... 14-5

One-Run Games ..... 5-2  
 Two-Run Games ..... 3-5  
 Three-Run Games ..... 3-2

ASU Hits 0 Home Runs ..... 17-12-1  
 ASU Hits 1 Home Run ..... 16-5  
 ASU Hits Multiple HR ..... 3-1

Vs. LHP Starters ..... 9-8-1  
 Vs. RHP Starters ..... 27-10

In Extra Innings ..... 4-1  
 Doubleheaders ..... 3-1

Vs. Non-Conference ..... 21-7-1  
 Non-Conference Home ..... 18-4-1  
 Non-Conference Away ..... 4-5

Vs. Pac-10 ..... 14-10  
 Pac-10 Home ..... 7-5  
 Pac-10 Away ..... 7-5

Vs. Ranked Opponents ..... 5-8-1  
 Vs. Top-10 Opponents ..... 1-4-1

### VS. PAC-10 SCHOOLS .... (14-10)

Arizona ..... 2-1  
 California ..... 2-1  
 Oregon State ..... 1-2  
 Stanford ..... 1-2  
 UCLA ..... 2-1  
 USC ..... 1-2  
 Washington ..... 3-0  
 Washington State ..... 2-1

### DAYS OF THE WEEK

Monday ..... 2-2  
 Tuesday ..... 3-2  
 Wednesday ..... 2-1  
 Thursday ..... 2-1  
 Friday ..... 9-4  
 Saturday ..... 9-6  
 Sunday ..... 9-2-1

### MONTHS OF THE YEAR

January ..... 0-1  
 February ..... 13-1  
 March ..... 7-7-1  
 April ..... 10-5  
 May ..... 6-3

### UNIFORMS/HATS

White Sleeveless ..... 24-7  
 White "1998" ..... 1-0  
 Gray Sleeveless ..... 6-5  
 Maroon Road/Home ..... 5-6-1  
 Maroon Hat ..... 30-12  
 Sunday "S" Hat ..... 0-0  
 Alternate Cap ..... 7-6-1

### PITCHING

Switzer Starts ..... 9-8  
 Torres Starts ..... 6-3  
 Liebeck Starts ..... 2-1  
 Schroyer Starts ..... 5-2  
 Esposito Starts ..... 9-2-1  
 Doble Starts ..... 4-0  
 Kartler Starts ..... 1-1

Starter Goes Less Than 5 ..... 12-11-1  
 Starter Goes 5+ ..... 24-7

### MISCELLANIOUS

Myers Hits HR ..... 5-1  
 Myers Records Hit ..... 30-11-1  
 Myers Multi-Hit Game ..... 21-5-1  
 TV Games ..... 7-6-1  
 Radio Games ..... 21-11-1

Longest Win Streak ..... 11  
 Longest Losing Streak ..... 4  
 Current Streak ..... Won 1

Largest Winning Margin ..... 22  
 Largest Losing Margin ..... 12

Vs. Teams .500 or better ..... 21-15-1  
 Vs. Teams worse than .500 ..... 13-2

### LEADING OFF

Martin Leads Off ..... 14-1  
 Stocker Leads Off ..... 5-5  
 Garrabrants Leads Off ..... 2-1  
 Duffy Leads Off ..... 3-6  
 Walsh Leads Off ..... 12-4-1



# Sun Devil Baseball 2001

## Sun Devil Baseball Superlatives

(Through 55 Games of 2001 Season)

### 2001 Arizona State Team Superlatives

#### TEAM BATTING

**Most At-Bats:** 46 (4/18 vs. Oklahoma)  
**Fewest At-Bats:** 29 (last 3/26 at Oregon State)  
**Most Runs (Game):** 23 (2/16 vs. Creighton)  
**Most Runs (Inning):** 11 (7th inning vs. Creighton; 2/16)  
**Fewest Runs (Game):** 1 - 4x (4/28 vs. Arizona)  
**Most Hits (Game):** 22 (4/14 vs. Washington State)  
**Fewest Hits (Game):** 6 (3/25 at Oregon State)  
**Most RBI:** 21 (2/16 vs. Creighton)  
**Most Doubles:** 7 (4/8 vs. USC)  
**Most Triples:** 2 (2/2 vs. Southern Utah)  
**Most Home Runs:** 3 (4/17 at New Mexico State)  
**Total Bases:** 33 (2/16 vs. Creighton)  
**Most Walks:** 11 (3/3 vs. LSU)  
**Most Strikeouts:** 12 - 2x (4/19 at Oral Roberts)  
**Fewest Strikeouts:** 2 (2/9 vs. Duke)  
**Most Sacrifice Bunts:** 3 - 2x (4/1 vs. Stanford)  
**Most Sacrifice Flies:** 3 - 2x (4/29 vs. Arizona)  
**Most Stolen Bases:** 10 (2/1 vs. Southern Utah)  
**Most Left on Base:** 16 - 2x (5/19 vs. UCLA)  
**Hit into Double Plays:** 4 (3/3 vs. LSU)  
**Hit by Pitches:** 5 (4/1 vs. Stanford)

#### TEAM FIELDING

**Most Putouts:** 33 - 2x (4/19 vs. Oral Roberts)  
**Most Assists:** 18 (2/10 vs. Duke)  
**Most Errors:** 5 (4/17 at New Mexico State)  
**Most Double Plays:** 3 (2/4 vs. Southern Utah)

#### TEAM PITCHING

**Most Runs Allowed:** 19 (4/17 at New Mexico State)  
**Fewest Runs Allowed:** 0 (2/10 vs. Duke; Game 2)  
**Most Hits Allowed:** 16 (3/26 at Oregon State)  
**Fewest Hits Allowed:** 2 (5/2 at Tennessee)  
**Most Strikeouts:** 21 (2/2 vs. Southern Utah)  
**Fewest Strikeouts:** 3 (3/30 vs. Stanford)  
**Most Walks:** 8 (3/9 vs. South Florida)  
**Fewest Walks:** 0 - 3x (5/18 vs. UCLA)  
**Most Hit-by-Pitches:** 5 (4/6 vs. USC)  
**Most Wild Pitchers:** 2 - 2x (4/12 vs. Washington State)  
**Most Balks:** 2 (3/4 vs. LSU)  
**Home Runs Allowed:** 5 (4/17 at New Mexico State)

#### MISCELLANEOUS

**Consecutive Wins:** 11 (2/1-2/17)  
**Consecutive Loses:** 4 (3/25-3/31)  
**Home Wins in a Row:** 11 (2/1-2/17)  
**Road Wins in a Row:** 3 (Cal State Fullerton/Cal)  
**Longest Game:** 4:13 (4/17 at New Mexico State)  
**Shortest Game:** 2:41 (2/9 vs. Duke)  
**Most Innings:** 11.0 - 2x (last 4/19 at Oral Roberts)  
**Fewest Innings:** 8.0 (3/4 vs. LSU)  
**Most Pitchers Used:** 8 (3/3 vs. LSU)  
**Largest Home Attendance:** 6,457 (3/3 vs. LSU)  
**Largest Road Attendance:** 3,489 (4/18 vs. Oklahoma)  
**Largest Overall Attendance:** 6,457 (3/3 vs. LSU)  
**Largest 3-Game Attendance:** 18,465 (LSU Series)

### 2001 Arizona State Player Superlatives

#### INDIVIDUAL BATTING

**At-Bats:** 6 - 11x (last McKenna; 5/2 at Tennessee)  
**Runs Scored:** 4 - 3x (last Walsh; 5/2 at Tennessee)  
**Hits:** 4 - 5x (last Allen 4/17 at New Mexico State)  
**RBI:** 7 (Lopez; 2/18 vs. Creighton)  
**Doubles:** 3 (Lopez; 2/18 vs. Creighton)  
**Triples:** 1 - several (last by Duffy; 4/27 vs. Arizona)  
**Home Runs:** 2 (Conrad; 4/27 vs. Arizona)  
**Total Bases:** 9 (West; 3/9 vs. South Florida)  
**Walks:** 4 - 2x (last Walsh; 5/19 vs. UCLA)  
**Strikeouts:** 3 (last Duffy/Myers; 3/24 vs. Oregon State)  
**Hit By Pitch:** 2 - 3x (last Walsh/Stocker 3/4 vs. LSU)  
**Sacrifice Flies:** 2 - 2x (last Myers; 5/2 at Tennessee)  
**Sacrifice Bunts:** 2 - 3x (last Lopez; 5/12 at Washington)  
**Stolen Bases:** 4 (Stocker; 2/1 vs. Southern Utah)  
**Caught Stealing:** 2 - 2x (last Walsh; 5/1 at Tennessee)  
**Runners LOB:** 6 - 3x (last Allen; 5/12 at Washington)

#### INDIVIDUAL FIELDING

**Most Putouts:** 15 (Myers; 4/12 vs. Washington State)  
**Most Assists:** 7 (Garrabrants; 3/11 vs. South Florida)  
**Most Errors:** 2 - 4x (last by Myers; 4/27 vs. Arizona)

#### INDIVIDUAL PITCHING

**Innings Pitched:** 9.0 (Switzer; 3/24 vs. Oregon State)  
**Most Runs Allowed:** 7 (Switzer; 3/2 vs. LSU)  
**Most Walks Allowed:** 6 (Switzer; 3/9 vs. South Florida)  
**Strikeouts:** 13 - 2x (Switzer; 4/12 vs. Washington State)  
**Most Hits Allowed (Starter):** 10 (Torres; 2/18 vs. Creighton)  
**Fewest Hits (Starter):** 1 (Schroyer; 5.0 IP; 2/10 vs. Duke)  
**Wild Pitches:** 2 (Switzer; 4/12 vs. Washington State)  
**Hit Batters:** 3 (Switzer; 4/12 vs. Washington State)

### 2001 Pinch Hitting Breakdown

Player	AB	AVG.	H	2B	3B	HR	RBI
Allen	8	.500	4	1	1	0	3
Castillo	1	.000	0	0	0	0	0
Edginton	2	.000	0	0	0	0	0
Garrabrants	9	.333	3	1	0	0	1
Johnson	1	1.000	1	0	0	0	0
Keefner	12	.167	2	1	0	0	1
Martin	5	.200	1	0	0	0	0
McKenna	11	.273	3	0	0	0	3
Sheaffer	5	.200	1	0	0	0	1
Stocker	2	.000	0	0	0	0	0
Walsh	19	.421	8	0	0	0	7
West	7	.429	3	0	0	2	5
Wyrick	3	.333	1	0	0	0	0
<b>Team Totals:</b>	<b>92</b>	<b>.315</b>	<b>29</b>	<b>3</b>	<b>1</b>	<b>2</b>	<b>20</b>

### 2001 Month-by-Month Breakdown

Month	Record	AVG	AB	R	H	2B	3B	HR	RBI
Jan/Feb	13-2	.376	550	165	207	48	7	7	150
March	7-7-1	.303	511	111	155	26	7	6	97
April	10-6	.314	566	101	178	30	4	12	94
May	6-3	.310	323	79	100	17	0	4	71

Month	Record	ERA	IP	H	R	ER	BB	SO	B/AVG
Jan/Feb	13-2	2.80	135.0	114	49	42	50	162	.227
March	7-7-1	5.66	130.1	149	99	82	66	122	.290
April	10-6	4.93	146.0	155	87	80	59	156	.273
May	6-3	4.20	79.1	78	41	37	37	79	.256





# Sun Devil Baseball 2001

## Sun Devil Baseball Bullpen Notes

\*The following statistics are recent outings out of the Sun Devil bullpen and their season-to-date pitching totals\*

\*\*ERA Substituted For Number of Pitches in 2001 Totals\*\*

### #11 - Ty Johnson, RHP (Cherry Creek, Colo.)

Outings	W-L-S	IP	H	R	ER	BB	SO	NP
LSU; 2/13	ND	0.1	1	0	0	0	0	7
ORU; 3/6	ND	1.0	3	1	1	1	1	28
USC; 4/6	ND	3.2	2	2	2	1	4	54
NMSU; 4/17	ND	1.0	1	1	1	1	2	22
TENN; 5/2	ND	1.0	0	1	1	1	0	12
WASH; 5/14	ND	1.0	1	0	0	1	2	26
2001 Totals	0-0-0	12.0	14	8	8	9	12	6.00

### #12 - Ryan Schroyer, RHP (Oracle, Ariz.)

Outings	W-L-S	IP	H	R	ER	BB	SO	NP
USF; 3/11	ND	1.0	0	0	0	1	0	15
CAL; 3/18	ND	0.2	2	3	3	2	1	38
OSU; 3/26	ND	0.1	2	2	2	0	1	16
2001 Totals	2-2-0	27.1	26	20	20	21	29	6.59

### #13 - J.J. Jackson, RHP (Chandler, Ariz.)

Outings	W-L-S	IP	H	R	ER	BB	SO	NP
OSU; 3/26	ND	0.0	0	1	1	1	0	5
USC; 4/6	ND	0.1	2	1	1	0	0	12
CSF; 4/9	ND	0.2	0	0	0	0	1	9
NMSU; 4/17	ND	1.0	1	3	2	1	2	26
2001 Totals	0-0-0	9.1	10	11	9	9	13	8.68

### #25 - Eric Doble, RHP (Case Grande, Ariz.)

Outings	W-L-S	IP	H	R	ER	BB	SO	NP
SMC; 2/17	ND	0.1	0	0	0	1	0	14
LSU; 3/2	L	0.1	2	2	2	1	0	12
LSU; 3/4	ND	1.0	0	0	0	2	1	23
CSF; 4/9	ND	0.0	2	2	2	1	0	9
TENN; 5/2	ND	1.0	0	0	0	0	1	17
2001 Totals	1-2-1	22.2	29	15	15	9	29	5.96

### #27 - Bryce Kartler, LHP (Phoenix, Ariz.)

Outings	W-L-S	IP	H	R	ER	BB	SO	NP
CAL; 3/16	S	3.0	0	0	0	1	3	46
OSU; 3/26	ND	3.0	5	4	3	2	3	61
STAN; 3/31	ND	1.0	4	3	3	0	1	19
CSF; 4/9	ND	2.1	4	4	4	2	1	46
WSU; 4/14	ND	1.0	2	1	1	1	0	26
ORU; 4/19	ND	2.2	2	2	2	0	1	37
GU; 4/23	S	0.1	1	0	0	0	1	11
ARIZ; 4/29	ND	1.1	1	0	0	2	2	28
UCLA; 5/19	ND	0.2	0	0	0	2	1	20
UCLA; 5/20	S	2.0	4	3	3	2	4	19
2001 Totals	0-0-4	34.2	41	27	24	20	33	6.23

### #31 - Franco Pezely, LHP (Taylorsville, Utah)

Outings	W-L-S	IP	H	R	ER	BB	SO	NP
CAL; 3/17	W	2.0	2	0	0	0	1	15
CAL; 3/18	ND	0.1	4	4	4	1	1	20
USC; 4/6	ND	1.2	2	2	1	2	1	41
NMSU; 4/17	ND	0.1	2	2	2	0	1	12
GU; 4/24	ND	1.0	0	0	0	1	3	17
ARIZ; 4/29	W	0.2	0	0	0	0	1	10
Tenn; 5/1	L	0.2	3	4	4	1	1	26
Nev; 5/16	ND	0.2	2	0	0	0	1	12
2001 Totals	3-1-0	20.2	30	22	19	9	22	8.27

### Starters vs. The Bullpen:

#### Starters:

G	W-L	ERA	IP	H	R	ER	BB	SO
55	22-13	4.12	259.2	266	135	119	103	267

#### Bullpen:

G	W-L	ERA	IP	H	R	ER	BB	SO
54	14-5-9	4.75	231.0	230	141	122	109	252

### #38 - Drew Friedberg, LHP (Middleton, Wisc.)

Outings	W-L-S	IP	H	R	ER	BB	SO	NP
CAL; 3/16	W	2.0	0	0	0	1	2	35
CAL; 3/18	ND	2.0	1	0	0	0	1	16
OSU; 3/25	ND	2.2	4	2	0	0	5	55
STAN; 3/30	ND	2.1	3	1	1	0	1	28
STAN; 4/1	S	1.2	0	0	0	0	1	15
USC; 4/7	ND	1.0	0	1	1	0	0	7
CSF; 4/9	ND	1.2	5	4	4	1	0	30
WSU; 4/12	L	1.0	1	1	1	0	2	26
OKLA; 4/18	ND	3.0	3	0	0	0	4	34
GU; 4/23	W	3.0	3	1	1	1	1	39
ARIZ; 4/28	ND	5.0	2	0	0	0	7	52
TENN; 5/1	ND	0.1	1	0	0	1	0	10
WASH; 5/12	ND	3.1	1	1	1	2	3	40
WASH; 5/13	ND	1.0	1	0	0	0	2	17
UCLA; 5/18	ND	3.0	2	0	0	0	0	30
UCLA; 5/20	ND	2.0	3	1	1	0	0	19
2001 Totals	4-1-1	52.2	39	14	11	11	54	1.88

### #54 - Andy Torres, RHP (Bell Gardens, Calif.)

Outings	W-L-S	IP	H	R	ER	BB	SO	NP
STAN; 4/1	W	3.0	1	1	1	0	2	39
USC; 4/8	S	3.1	1	0	0	0	4	46
WSU; 4/13	W	5.0	2	0	0	5	7	85
NMSU; 4/17	ND	3.2	3	5	3	1	5	78
OKLA; 4/18	W	2.0	0	0	0	1	2	27
ORU; 4/19	W	1.2	1	0	0	0	1	25
GU; 4/24	ND	3.0	3	1	1	0	4	41
ARIZ; 4/29	ND	3.0	4	2	2	1	1	45
TENN; 5/1	ND	5.1	7	3	2	1	7	84
WASH; 5/12	W	2.1	1	0	0	1	3	36
Nev; 5/16	L	3.2	5	4	4	3	1	65
UCLA; 5/18	ND	1.0	1	0	0	0	1	20
UCLA; 5/19	ND	0.1	3	1	1	0	0	10
2001 Totals	12-4-1	84.1	93	46	39	27	72	4.16

### #59 - Aaron Klusman, RHP (Phoenix, Ariz.)


Outings	W-L-S	IP	H	R	ER	BB	SO	NP
WSU; 4/14	W	6.0	5	1	1	1	10	88
OKLA; 4/18	ND	1.0	3	1	1	1	1	24
ORU; 4/19	ND	3.2	1	0	0	1	4	41
GU; 4/23	ND	1.2	2	2	2	1	4	30
ARIZ; 4/27	S	3.0	6	3	3	0	3	51
ARIZ; 4/29	ND	3.0	0	0	0	1	1	25
WASH; 5/12	ND	0.0	0	0	0	1	0	6
WASH; 5/13	S	3.0	2	1	0	2	2	51
Nev; 5/16	ND	0.1	1	0	0	0	1	6
UCLA; 5/19	ND	1.0	0	0	0	0	1	7
UCLA; 5/20	ND	0.0	2	2	2	0	0	6
2001 Totals	1-0-2	35.0	28	15	13	19	49	3.34

### Bullpen Breakdown

Pitcher	Relief W-L-S	Blown Saves	Inherited On/Scored	Bullpen ERA
Doble	0-2-1	1	8/4	7.36
Esposito	0-0-0	0	0/0	5.40
Friedberg	4-1-1	0	14/6	1.88
Gutierrez	0-0-0	0	2/2	9.00
Jackson	0-0-0	0	5/2	8.68
Johnson	0-0-0	0	0/0	6.30
Kartler	0-0-4	0	29/10	6.35
Klusman	1-0-2	2	19/5	3.34
Liebeck	0-0-0	0	4/2	5.79
Pezely	3-1-0	0	15/8	8.27
Ramirez	0-0-0	0	3/1	6.00
Schroyer	0-0-0	0	3/3	17.18
Torres	6-1-1	0	13/6	3.46
Totals	14-4-9	3	115/49	4.75



# Sun Devil Baseball 2001



## 2001 Arizona State Sun Devil Baseball Overall Statistics

Record: 36-18-1 Home: 25-9-1 Away: 11-9 Pac-10: 14-10

Player	AVG	GP-GS	AB	R	H	2B	3B	HR	RBI	TB	SLG%	BB	HBP	SO	GDP	OB%	SF	SH	SB-ATT	PO	A	E	FLD%
10 Rod Allen.....	.387	48-39	168	39	65	12	1	5	47	94	.560	11	8	18	4	.440	4	0	5-10	36	7	2	.956
22 Casey Myers.....	.386	55-55	215	49	83	16	0	6	66	117	.544	34	9	19	8	.472	9	1	2-3	486	39	8	.985
3 Chris Duffy.....	.374	46-45	187	42	70	5	2	3	34	88	.471	22	6	31	2	.452	2	5	19-24	86	4	2	.978
5 Dennis Wyrick....	.368	49-43	163	30	60	8	0	0	27	68	.417	21	3	27	0	.449	0	2	3-5	67	127	15	.928
7 Jonah Martin.....	.327	42-33	98	35	32	5	1	0	17	39	.398	24	11	25	2	.500	1	7	10-12	29	1	2	.938
4 Mike Lopez.....	.316	53-51	174	45	55	19	0	3	49	83	.477	30	12	26	4	.439	5	5	5-7	32	76	11	.908
8 Jeremy West.....	.312	47-35	138	34	43	8	4	6	34	77	.558	21	1	22	5	.399	3	0	2-3	235	28	3	.989
19 Steve Garrabrants	.312	46-33	138	31	43	5	5	0	23	58	.420	20	2	25	1	.401	2	1	16-25	39	50	6	.937
20 Jeff Phelps.....	.302	47-44	179	24	54	19	1	1	29	78	.436	10	5	27	7	.354	1	1	4-7	199	28	5	.978
39 Nick Walsh.....	.287	41-18	80	23	23	3	0	1	15	29	.362	29	4	8	1	.496	0	3	2-5	10	1	1	.917
15 Brooks Conrad....	.286	55-54	206	48	59	15	3	4	38	92	.447	35	11	30	5	.410	4	3	15-18	90	124	13	.943
62 Cesar Castillo...	.286	16-0	7	1	2	0	0	0	4	2	.286	1	0	0	0	.375	0	0	0-0	31	5	1	.973
17 Ryan McKenna.....	.283	28-9	46	12	13	1	0	0	8	14	.304	11	1	8	1	.431	0	0	2-3	18	0	0	1.000
28 Jon Sheaffer.....	.261	30-3	23	8	6	0	0	0	3	6	.261	5	1	10	0	.400	1	0	3-3	12	0	0	1.000
6 Mel Stocker.....	.245	49-33	106	32	26	3	1	0	15	31	.292	23	11	13	0	.426	1	5	18-20	62	0	1	.984
44 Eric Keefner.....	.235	14-0	17	1	4	2	0	0	2	6	.353	1	0	7	0	.278	0	0	0-0	3	0	0	1.000
Totals.....	.328	55-55	1950	456	640	121	18	29	412	884	.453	299	85	298	40	.433	33	33	106-145	1472	592	80	.963
Opponents.....	.263	55-55	1888	276	496	71	12	38	255	705	.373	212	54	519	31	.352	9	27	78-106	1425	645	98	.955

LOB - Team (522), Opp (442). DPs turned - Team (46), Opp (54). CI - Team (0), Opp (3).

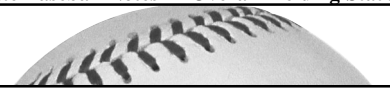
(All games Sorted by Earned run avg)

Player	ERA	W-L	APP	GS	CG	SHO/CBO	SV	IP	H	R	ER	BB	SO	2B	3B	HR	AB	B/Avg	WP	HBP	BK	SFA	SHA
38 Drew Friedberg...	1.88	4-1	23	0	0	0/0	1	52.2	39	14	11	11	54	5	0	2	192	.203	3	3	5	1	3
59 Aaron Klusman....	3.34	1-0	24	0	0	0/0	2	35.0	28	15	13	19	49	1	0	3	132	.212	2	2	0	0	2
55 Jon Switzer.....	3.75	5-5	18	17	1	0/0	0	96.0	89	50	40	41	124	15	3	5	358	.249	10	11	2	1	7
23 Mike Esposito....	4.10	5-2	15	12	0	0/0	0	63.2	61	31	29	23	59	5	2	6	240	.254	5	7	0	2	5
54 Andy Torres.....	4.16	12-4	25	9	0	0/0	1	84.1	93	46	39	27	72	17	3	9	331	.281	0	8	1	1	2
47 Jared Liebeck....	4.40	1-1	7	3	0	0/0	0	14.1	20	8	7	4	10	3	0	3	60	.333	1	2	0	1	0
25 Eric Doble.....	5.08	3-2	16	4	0	0/1	1	33.2	39	19	19	13	37	6	0	2	140	.279	4	1	0	0	1
36 Angel Ramirez....	6.00	0-0	5	0	0	0/0	0	6.0	6	4	4	4	5	0	0	0	22	.273	1	0	0	1	0
11 Ty Johnson.....	6.00	0-0	9	1	0	0/0	0	12.0	13	8	8	9	12	1	0	2	46	.283	1	5	1	0	0
27 Bryce Kartler....	6.23	0-0	21	2	0	0/0	4	34.2	41	27	24	20	33	4	2	1	131	.313	2	6	7	1	5
12 Ryan Schroyer....	6.59	2-2	12	7	0	0/1	0	27.1	26	20	20	21	29	7	2	1	103	.252	1	4	0	1	2
31 Franco Pezely....	8.27	3-1	18	0	0	0/0	0	20.2	30	22	19	9	22	5	0	3	89	.337	1	4	0	0	0
13 J.J. Jackson.....	8.68	0-0	9	0	0	0/0	0	9.1	10	11	9	9	13	1	0	1	40	.250	3	1	0	0	0
21 Jon Gutierrez....	9.00	0-0	2	0	0	0/0	0	1.0	1	1	1	2	0	1	0	0	4	.250	0	0	0	0	0
Totals.....	4.42	36-18	55	55	1	1/1	9	490.2	496	276	241	212	519	71	12	38	1888	.263	34	54	16	9	27
Opponents.....	7.33	18-36	55	55	1	0/0	10	475.0	640	456	387	299	298	121	18	29	1950	.328	53	85	20	33	33

PB - Team (2), Myers 2, Opp (12). Pickoffs - Team (14), Torres 5, Kartler 3, Esposito 2, Schroyer 2, Pezely 1, Switzer 1, Opp (5).



# Sun Devil Baseball 2001



## 2001 Arizona State Sun Devil Baseball Fielding Statistics

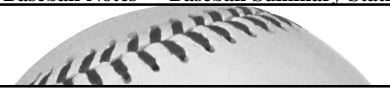
2001 Arizona State Sun Devil Baseball  
Overall Statistics for Arizona State (End of 2001 Regular Season)  
(All games Sorted by Fielding pct)

Player	C	PO	A	E	FLD%	DPs	SBA	CSB	SBA%	PB	CI
17 Ryan McKenna.....	18	18	0	0	1.000	0	0	0	---	0	0
28 Jon Sheaffer.....	12	12	0	0	1.000	0	0	0	---	0	0
31 Franco Pezely....	9	0	9	0	1.000	0	7	1	.875	0	0
12 Ryan Schroyer....	4	0	4	0	1.000	0	4	1	.800	0	0
59 Aaron Klusman....	4	1	3	0	1.000	1	7	0	1.000	0	0
47 Jered Liebeck....	3	1	2	0	1.000	0	1	2	.333	0	0
44 Eric Keefner.....	3	3	0	0	1.000	0	0	0	---	0	0
8 Jeremy West.....	266	235	28	3	.989	18	0	0	---	0	0
22 Casey Myers.....	533	486	39	8	.985	5	76	9	.894	2	0
6 Mel Stocker.....	63	62	0	1	.984	0	0	0	---	0	0
20 Jeff Phelps.....	232	199	28	5	.978	20	0	0	---	0	0
3 Chris Duffy.....	92	86	4	2	.978	2	0	0	---	0	0
62 Cesar Castillo...	37	31	5	1	.973	0	2	0	1.000	0	0
54 Andy Torres.....	30	7	22	1	.967	1	8	4	.667	0	0
10 Rod Allen.....	45	36	7	2	.956	0	0	0	---	0	0
38 Drew Friedberg...	18	4	13	1	.944	0	10	5	.667	0	0
27 Bryce Kartler....	18	6	11	1	.944	0	4	5	.444	0	0
15 Brooks Conrad....	227	90	124	13	.943	27	0	0	---	0	0
7 Jonah Martin.....	32	29	1	2	.938	0	0	0	---	0	0
19 Steve Garrabrants	95	39	50	6	.937	11	0	0	---	0	0
5 Dennis Wyrick....	209	67	127	15	.928	24	0	0	---	0	0
55 Jon Switzer.....	25	4	19	2	.920	0	17	8	.680	0	0
39 Nick Walsh.....	12	10	1	1	.917	0	0	0	---	0	0
23 Mike Esposito....	22	6	14	2	.909	2	16	2	.889	0	0
4 Mike Lopez.....	119	32	76	11	.908	7	0	0	---	0	0
29 Lucas Weber.....	8	4	3	1	.875	2	0	0	---	0	0
25 Eric Doble.....	7	4	2	1	.857	0	3	0	1.000	0	0
13 J.J. Jackson.....	1	0	0	1	.000	0	1	0	1.000	0	0
26 Ryan Edginton....	0	0	0	0	.000	0	0	0	---	0	0
11 Ty Johnson.....	0	0	0	0	.000	0	0	0	---	0	0
36 Angel Ramirez....	0	0	0	0	.000	0	0	0	---	0	0
21 Jon Gutierrez....	0	0	0	0	.000	0	0	0	---	0	0
Totals.....	2144	1472	592	80	.963	46	78	28	.736	2	0
Opponents.....	2168	1425	645	98	.955	54	106	39	.731	12	3





# Sun Devil Baseball 2001



## 2001 Arizona State Sun Devil Baseball Statistics Summary

Inning-by-inning summary:

	1	2	3	4	5	6	7	8	9	EX	Total
	--	--	--	--	--	--	--	--	--	--	-----
Arizona State	47	55	57	70	60	49	52	41	14	11	456
Opponents	23	21	34	45	30	37	21	38	23	4	276

Win-loss summary:

	W	L	T	Pct
	--	--	--	----
Total	36	18	1	.667
Conference	14	10	0	.583
Non-Conf	22	8	1	.733
Home	25	9	1	.735
Away	11	9	0	.550
Neutral	0	0	0	.000
Day	20	10	1	.667
Nite	16	8	0	.667
vs Left	9	8	1	.529
vs Right	27	10	0	.730
1-Run games	5	2	0	.714
2-Run games	3	5	0	.375
5+Run games	22	5	0	.815
Extra inns	4	1	0	.800
Shutouts	1	0	0	1.000


General summary:

Current winning streak : 1  
 Longest winning streak : 11  
 Longest losing streak : 4

Home attendance : 93732 ( 34 dates avg = 2756 )  
 Away attendance : 17422 ( 20 dates avg = 871 )  
 Total attendance: 111154 ( 54 dates avg = 2058 )



# Sun Devil Baseball 2001



## Arizona State in Pacific-10 Play This Year (14-10)

Game date	Opposing team	Score	r h e / r h e	Inns	Overall	Pac-10	Pitcher of record	Attend Time
*Mar 16, 2001	at California	W 7-4	7 12 4 / 4 4 1	9	1- 0- 0	1- 0- 0	Friedberg (W 3-0)	329 2:58
*Mar 17, 2001	at California	W 4-2	4 7 2 / 2 6 1	9	2- 0- 0	2- 0- 0	Pezely (W 2-0)	523 2:33
*Mar 18, 2001	at California	5-17 L	5 10 1 / 17 16 1	9	2- 1- 0	2- 1- 0	Torres (L 7-2)	704 3:41
*Mar 24, 2001	at Oregon State	W 10-2	10 12 1 / 2 8 3	9	3- 1- 0	3- 1- 0	Switzer (W 4-0)	596 3:11
*Mar 25, 2001	at Oregon State	1-4 L	1 6 2 / 4 7 0	9	3- 2- 0	3- 2- 0	Esposito (L 1-1)	419 2:45
*Mar 26, 2001	at Oregon State	2-12 L	2 7 2 / 12 16 1	8	3- 3- 0	3- 3- 0	Torres (L 7-3)	377 2:54
*Mar 30, 2001	Stanford	2-6 L	2 5 4 / 6 11 0	9	3- 4- 0	3- 4- 0	Esposito (L 1-2)	3871 3:06
*Mar 31, 2001	Stanford	2-5 L	2 6 2 / 5 7 0	9	3- 5- 0	3- 5- 0	Switzer (L 4-1)	2869 3:10
*Apr 01, 2001	Stanford	W 6-5	6 10 2 / 5 7 1	9	4- 5- 0	4- 5- 0	Torres (W 8-3)	3284 3:22
*Apr 06, 2001	at USC	2-11 L	2 8 1 / 11 12 0	9	4- 6- 0	4- 6- 0	Schroyer (L 2-2)	945 3:05
*Apr 07, 2001	at USC	1-5 L	1 9 0 / 5 10 0	9	4- 7- 0	4- 7- 0	Switzer (L 4-2)	526 3:11
*Apr 08, 2001	at USC	W 11-1	11 17 1 / 1 6 1	9	5- 7- 0	5- 7- 0	Esposito (W 2-2)	1248 3:31
*Apr 12, 2001	Washington State	1-2 L	1 5 2 / 2 7 1	9	5- 8- 0	5- 8- 0	Friedberg (L 3-1)	2611 2:54
*Apr 13, 2001	Washington State	W 4-3	4 6 2 / 3 9 3	9	6- 8- 0	6- 8- 0	Torres (W 9-3)	2581 3:23
*Apr 14, 2001	Washington State	W 14-4	14 22 1 / 4 8 1	9	7- 8- 0	7- 8- 0	Klusman (W 1-0)	2462 3:16
*Apr 27, 2001	Arizona	W 7-4	7 6 4 / 4 14 0	9	8- 8- 0	8- 8- 0	Esposito (W 3-2)	3108 2:35
*Apr 28, 2001	Arizona	1-3 L	1 7 0 / 3 9 1	9	8- 9- 0	8- 9- 0	Switzer (L 4-4)	2708 2:50
*Apr 29, 2001	Arizona	W 6-5	6 11 0 / 5 11 2	(11)	9- 9- 0	9- 9- 0	Pezely (W 3-0)	2652 3:41
*May 12, 2001	at Washington	W 11-6	11 14 4 / 6 7 3	(10)	10- 9- 0	10- 9- 0	Torres (W 12-3)	589 3:53
*May 13, 2001	at Washington	W 7-3	7 7 1 / 3 8 1	9	11- 9- 0	11- 9- 0	Switzer (W 5-4)	491 3:31
*May 14, 2001	at Washington	W 17-1	17 13 1 / 1 6 1	7	12- 9- 0	12- 9- 0	Doble (W 2-2)	224 2:57
*May 18, 2001	UCLA	W 7-3	7 14 0 / 3 8 4	9	13- 9- 0	13- 9- 0	Esposito (W 5-2)	2429 2:50
*May 19, 2001	UCLA	1-3 L	1 7 0 / 3 7 1	9	13-10- 0	13-10- 0	Switzer (L 5-5)	3130 3:30
*May 20, 2001	UCLA	W 12-9	12 13 1 / 9 14 2	9	14-10- 0	14-10- 0	Doble (W 3-2)	2813 3:21

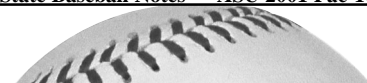
\* = Pac-10 Game

& = Game Played At Southwestern Bricktown Ballpark

() extra inning game



# Sun Devil Baseball 2001



## Arizona State in Pacific-10 Play This Year (14-10)

Record: 14-10 Home: 7-5 Away: 7-5 Pac-10: 14-10

Player	AVG	GP-GS	AB	R	H	2B	3B	HR	RBI	TB	SLG%	BB	HBP	SO	GDP	OB%	SF	SH	SB-ATT	PO	A	E	FLD%
28 Jon Sheaffer.....	.429	8-1	7	2	3	0	0	0	1	3	.429	0	0	2	0	.375	1	0	1-1	4	0	0	1.000
5 Dennis Wyrick.....	.389	21-21	72	14	28	4	0	0	9	32	.444	12	3	11	0	.494	0	1	1-3	33	66	7	.934
3 Chris Duffy.....	.386	24-24	101	20	39	3	1	2	18	50	.495	10	2	17	1	.451	0	3	11-14	43	2	2	.957
10 Rod Allen.....	.380	23-19	79	15	30	3	0	1	15	36	.456	3	6	9	2	.429	3	0	1-3	22	5	1	.964
22 Casey Myers.....	.330	24-24	88	14	29	7	0	1	16	39	.443	16	5	12	4	.450	2	1	0-1	202	23	4	.983
17 Ryan McKenna.....	.300	9-4	20	5	6	1	0	0	5	7	.350	2	0	3	1	.364	0	0	1-1	5	0	0	1.000
15 Brooks Conrad....	.284	24-24	88	15	25	10	0	3	17	44	.500	18	4	10	1	.427	0	1	4-5	40	53	7	.930
20 Jeff Phelps.....	.253	24-23	95	11	24	10	1	0	15	36	.379	5	3	15	7	.308	1	0	2-3	86	7	1	.989
19 Steve Garrabrants	.241	16-6	29	5	7	0	0	0	2	7	.241	4	0	5	0	.333	0	1	2-3	5	15	1	.952
39 Nick Walsh.....	.225	17-12	40	12	9	1	0	1	5	13	.325	20	1	5	1	.492	0	1	1-1	6	0	0	1.000
8 Jeremy West.....	.204	19-14	54	6	11	1	0	1	8	15	.278	10	1	11	2	.338	0	0	0-0	118	15	0	1.000
7 Jonah Martin.....	.182	17-11	22	3	4	0	0	0	0	4	.182	7	2	9	1	.419	0	3	2-3	4	0	2	.667
6 Mel Stocker.....	.176	21-10	34	6	6	1	0	0	2	7	.206	7	5	6	0	.391	0	3	3-4	31	0	0	1.000
4 Mike Lopez.....	.176	24-23	74	13	13	6	0	1	12	22	.297	14	8	14	2	.357	2	4	1-2	14	37	8	.864
62 Cesar Castillo...	.000	3-0	2	0	0	0	0	0	0	0	.000	0	0	0	0	.000	0	0	0-0	6	2	0	1.000
Totals.....	.291	24-24	805	141	234	47	2	10	125	315	.391	128	40	129	22	.409	9	18	30-44	634	268	38	.960
Opponents.....	.269	24-24	810	120	218	34	6	14	111	306	.378	86	26	212	16	.357	3	20	43-56	628	288	29	.969

LOB - Team (231), Opp (191). DPs turned - Team (23), Opp (28).

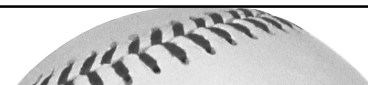
(Pac-10 games only Sorted by Earned run avg)

Player	ERA	W-L	APP	GS	CG	SHO/CBO	SV	IP	H	R	ER	BB	SO	2B	3B	HR	AB	B/Avg	WP	HBP	BK	SFA	SHA
47 Jered Liebeck....	0.00	0-0	1	0	0	0/0	0	0.2	0	0	0	0	0	0	0	0	1	.000	0	0	0	0	0
38 Drew Friedberg...	1.33	1-1	12	0	0	0/0	1	27.0	18	7	4	3	27	3	0	1	96	.188	2	3	3	1	1
55 Jon Switzer.....	3.33	2-4	8	8	1	0/0	0	51.1	47	21	19	19	58	8	1	1	188	.250	6	7	2	0	6
11 Ty Johnson.....	3.86	0-0	2	0	0	0/0	0	4.2	3	2	2	2	6	0	0	1	17	.176	0	2	0	0	0
59 Aaron Klusman....	4.26	1-0	10	0	0	0/0	2	19.0	17	10	9	8	20	1	0	3	73	.233	1	1	0	0	2
23 Mike Esposito....	4.46	3-2	8	8	0	0/0	0	42.1	44	22	21	13	37	4	2	4	158	.278	5	4	0	1	5
25 Eric Doble.....	4.50	2-0	3	3	0	0/0	0	14.0	16	7	7	6	11	2	0	1	57	.281	2	0	0	0	1
54 Andy Torres.....	4.81	3-2	11	2	0	0/0	1	24.1	30	13	13	9	24	7	2	2	97	.309	0	2	0	0	2
27 Bryce Kartler....	8.03	0-0	8	0	0	0/0	2	12.1	16	12	11	11	14	1	1	0	50	.320	1	1	3	1	2
13 J.J. Jackson.....	11.57	0-0	3	0	0	0/0	0	2.1	4	4	3	3	2	1	0	0	12	.333	1	1	0	0	0
31 Franco Pezely....	13.50	2-0	5	0	0	0/0	0	4.2	10	8	7	3	4	2	0	0	23	.435	1	2	0	0	0
12 Ryan Schroyer....	14.54	0-1	5	3	0	0/0	0	8.2	13	14	14	9	9	5	0	1	38	.342	1	3	0	0	1
Totals.....	4.68	14-10	24	24	1	0/0	6	211.1	218	120	110	86	212	34	6	14	810	.269	20	26	8	3	20
Opponents.....	5.29	10-14	24	24	1	0/0	5	209.1	234	141	123	128	129	47	2	10	805	.291	22	40	10	9	18

PB - Team (1), Myers 1, Opp (6). Pickoffs - Team (4), Esposito 2, Schroyer 1, Torres 1, Opp (3).



# Sun Devil Baseball 2001



## Arizona State in Non-Conference Games (22-8-1)

Record: 22-8-1 Home: 18-4-1 Away: 4-4 Pac-10: 0-0

Player	AVG	GP-GS	AB	R	H	2B	3B	HR	RBI	TB	SLG%	BB	HBP	SO	GDP	OB%	SF	SH	SB-ATT	PO	A	E	FLD%
29 Lucas Weber.....	1.000	10-0	1	1	1	0	0	0	1	1	1.000	1	0	0	0	1.000	0	0	0-0	4	3	1	.875
11 Ty Johnson.....	.500	1-0	2	1	1	0	0	0	0	1	.500	0	0	1	0	.500	0	0	0-0	0	0	0	.000
22 Casey Myers.....	.425	31-31	127	35	54	9	0	5	50	78	.614	18	4	7	4	.487	7	0	2-2	284	16	4	.987
4 Mike Lopez.....	.420	29-28	100	32	42	13	0	2	37	61	.610	16	4	12	2	.504	3	1	4-5	18	39	3	.950
62 Cesar Castillo...	.400	13-0	5	1	2	0	0	0	4	2	.400	1	0	0	0	.500	0	0	0-0	25	3	1	.966
10 Rod Allen.....	.393	25-20	89	24	35	9	1	4	32	58	.652	8	2	9	2	.450	1	0	4-7	14	2	1	.941
8 Jeremy West.....	.381	28-21	84	28	32	7	4	5	26	62	.738	11	0	11	3	.439	3	0	2-3	117	13	3	.977
7 Jonah Martin.....	.368	25-22	76	32	28	5	1	0	17	35	.461	17	9	16	1	.524	1	4	8-9	25	1	0	1.000
3 Chris Duffy.....	.360	22-21	86	22	31	2	1	1	16	38	.442	12	4	14	1	.452	2	2	8-10	43	2	0	1.000
20 Jeff Phelps.....	.357	23-21	84	13	30	9	0	1	14	42	.500	5	2	12	0	.407	0	1	2-4	113	21	4	.971
5 Dennis Wyrick....	.352	28-22	91	16	32	4	0	0	18	36	.396	9	0	16	0	.410	0	1	2-2	34	61	8	.922
39 Nick Walsh.....	.350	24-6	40	11	14	2	0	0	10	16	.400	9	3	3	0	.500	0	2	1-4	4	1	1	.833
19 Steve Garrabrants	.330	30-27	109	26	36	5	5	0	21	51	.468	16	2	20	1	.419	2	0	14-22	34	35	5	.932
15 Brooks Conrad....	.288	31-30	118	33	34	5	3	1	21	48	.407	17	7	20	4	.397	4	2	11-13	50	71	6	.953
6 Mel Stocker.....	.278	28-23	72	26	20	2	1	0	13	24	.333	16	6	7	0	.442	1	2	15-16	31	0	1	.969
17 Ryan McKenna.....	.269	19-5	26	7	7	0	0	0	3	7	.269	9	1	5	0	.472	0	0	1-2	13	0	0	1.000
44 Eric Keefner.....	.235	14-0	17	1	4	2	0	0	2	6	.353	1	0	7	0	.278	0	0	0-0	3	0	0	1.000
28 Jon Sheaffer.....	.188	22-2	16	6	3	0	0	0	2	3	.188	5	1	8	0	.409	0	0	2-2	8	0	0	1.000
26 Ryan Edginton....	.000	3-0	2	0	0	0	0	0	0	0	.000	0	0	1	0	.000	0	0	0-0	0	0	0	.000
Totals.....	.355	31-31	1145	315	406	74	16	19	287	569	.497	171	45	169	18	.449	24	15	76-101	838	324	42	.965
Opponents.....	.258	31-31	1078	156	278	37	6	24	144	399	.370	126	28	307	15	.349	6	7	35-50	797	357	69	.944

LOB - Team (291), Opp (251). DPs turned - Team (23), Opp (26). CI - Team (0), Opp (3).

(Non-Pac-10 games only Sorted by Earned run avg)

Player	ERA	W-L	APP	GS	CG	SHO/CBO	SV	IP	H	R	ER	BB	SO	2B	3B	HR	AB	B/Avg	WP	HBP	BK	SFA	SHA
59 Aaron Klusman....	2.25	0-0	14	0	0	0/0	0	16.0	11	5	4	11	29	0	0	0	59	.186	1	1	0	0	0
38 Drew Friedberg...	2.45	3-0	11	0	0	0/0	0	25.2	21	7	7	8	27	2	0	1	96	.219	1	0	2	0	2
12 Ryan Schroyer....	2.89	2-1	7	4	0	0/1	0	18.2	13	6	6	12	20	2	2	0	65	.200	0	1	0	1	1
23 Mike Esposito....	3.38	2-0	7	4	0	0/0	0	21.1	17	9	8	10	22	1	0	2	82	.207	0	3	0	1	0
54 Andy Torres.....	3.90	9-2	14	7	0	0/0	0	60.0	63	33	26	18	48	10	1	7	234	.269	0	6	1	1	0
55 Jon Switzer.....	4.23	3-1	10	9	0	0/0	0	44.2	42	29	21	22	66	7	2	4	170	.247	4	4	0	1	1
47 Jered Liebeck....	4.61	1-1	6	3	0	0/0	0	13.2	20	8	7	4	10	3	0	3	59	.339	1	2	0	1	0
27 Bryce Kartler....	5.24	0-0	13	2	0	0/0	2	22.1	25	15	13	9	19	3	1	1	81	.309	1	5	4	0	3
25 Eric Doble.....	5.49	1-2	13	1	0	0/1	1	19.2	23	12	12	7	26	4	0	1	83	.277	2	1	0	0	0
36 Angel Ramirez....	6.00	0-0	5	0	0	0/0	0	6.0	6	4	4	4	5	0	0	0	22	.273	1	0	0	1	0
31 Franco Pezely....	6.75	1-1	13	0	0	0/0	0	16.0	20	14	12	6	18	3	0	3	66	.303	0	2	0	0	0
11 Ty Johnson.....	7.36	0-0	7	1	0	0/0	0	7.1	10	6	6	7	6	1	0	1	29	.345	1	3	1	0	0
13 J.J. Jackson.....	7.71	0-0	6	0	0	0/0	0	7.0	6	7	6	6	11	0	0	1	28	.214	2	0	0	0	0
21 Jon Gutierrez....	9.00	0-0	2	0	0	0/0	0	1.0	1	1	1	2	0	1	0	0	4	.250	0	0	0	0	0
Totals.....	4.22	22-8	31	31	0	1/1	3	279.1	278	156	131	126	307	37	6	24	1078	.258	14	28	8	6	7
Opponents.....	8.94	8-22	31	31	0	0/0	5	265.2	406	315	264	171	169	74	16	19	1145	.355	31	45	10	24	15

PB - Team (1), Myers 1, Opp (6). Pickoffs - Team (10), Torres 4, Kartler 3, Schroyer 1, Switzer 1, Pezely 1, Opp (2).





# Sun Devil Baseball 2001

## ASU Statistics In Last Five Games (Washington/Nevada/UCLA)

Record: 3-2 Home: 2-1 Away: 1-1 Pac-10: 3-1

Player	AVG	GP-GS	AB	R	H	2B	3B	HR	RBI	TB	SLG%	BB	HBP	SO	GDP	OB%	SF	SH	SB-ATT	PO	A	E	FLD%
7 Jonah Martin.....	1.000	2-1	1	0	1	0	0	0	0	1	1.000	2	0	0	0	1.000	0	0	0-0	1	0	0	1.000
5 Dennis Wyrick....	.647	5-5	17	6	11	1	0	0	3	12	.706	5	1	3	0	.739	0	0	0-1	8	13	1	.955
10 Rod Allen.....	.421	5-5	19	5	8	0	0	1	6	11	.579	2	1	3	1	.500	0	0	0-0	5	0	0	1.000
3 Chris Duffy.....	.417	5-5	24	7	10	0	0	1	6	13	.542	1	0	4	1	.440	0	0	4-5	12	0	0	1.000
20 Jeff Phelps.....	.333	5-5	21	4	7	4	0	0	5	11	.524	1	0	1	1	.364	0	0	1-2	49	4	0	1.000
17 Ryan McKenna.....	.250	4-4	12	2	3	0	0	0	3	3	.250	3	0	1	1	.400	0	0	0-0	6	0	0	1.000
15 Brooks Conrad....	.211	5-5	19	5	4	2	0	0	3	6	.316	4	0	2	0	.348	0	0	1-1	3	16	1	.950
22 Casey Myers.....	.200	5-5	20	3	4	2	0	0	4	6	.300	2	3	3	1	.360	0	0	0-0	33	8	0	1.000
39 Nick Walsh.....	.200	5-5	15	5	3	0	0	0	2	3	.200	9	0	2	1	.500	0	1	2-2	0	0	0	.000
4 Mike Lopez.....	.118	5-5	17	3	2	1	0	0	3	3	.176	2	2	5	0	.273	1	0	0-0	2	9	0	1.000
6 Mel Stocker.....	.000	4-0	2	0	0	0	0	0	0	0	.000	1	0	0	0	.333	0	1	0-0	1	0	0	1.000
62 Cesar Castillo....	.000	1-0	1	0	0	0	0	0	0	0	.000	0	0	0	0	.000	0	0	0-0	2	0	0	1.000
19 Steve Garrabrants	.000	2-0	1	1	0	0	0	0	0	0	.000	1	0	0	0	.500	0	0	0-0	0	0	0	.000
8 Jeremy West.....	.000	1-0	0	0	0	0	0	0	0	0	.000	0	1	0	0	1.000	0	0	0-0	1	0	0	1.000
Totals.....	.314	5-5	169	41	53	10	0	2	35	69	.408	33	8	24	6	.445	1	2	8-11	126	55	3	.984
Opponents.....	.285	5-5	165	22	47	6	0	4	22	65	.394	17	4	43	5	.366	0	2	7-8	123	63	12	.939

LOB - Team (49), Opp (40). DPs turned - Team (6), Opp (7).

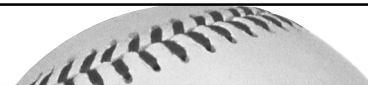
( Sorted by Earned run avg)

Player	ERA	W-L	APP	GS	CG	SHO/CBO	SV	IP	H	R	ER	BB	SO	2B	3B	HR	AB	B/Avg	WP	HBP	BK	SFA	SHA
31 Franco Pezely....	0.00	0-0	1	0	0	0/0	0	0.2	2	0	0	0	1	0	0	0	4	.500	0	0	0	0	0
11 Ty Johnson.....	0.00	0-0	1	0	0	0/0	0	1.0	1	0	0	1	2	0	0	0	4	.250	0	1	0	0	0
38 Drew Friedberg...	1.80	0-0	2	0	0	0/0	0	5.0	5	1	1	0	2	1	0	1	17	.294	0	0	0	0	0
55 Jon Switzer.....	2.57	0-1	1	1	0	0/0	0	7.0	4	2	2	3	12	1	0	0	24	.167	1	0	1	0	0
25 Eric Doble.....	3.27	2-0	2	2	0	0/0	0	11.0	10	4	4	4	8	1	0	1	43	.233	2	0	0	0	0
23 Mike Esposito....	5.40	1-0	1	1	0	0/0	0	5.0	5	3	3	0	6	2	0	0	19	.263	1	1	0	0	0
27 Bryce Kartler....	7.50	0-0	3	1	0	0/0	1	6.0	8	5	5	6	8	0	0	0	25	.320	0	2	0	0	0
54 Andy Torres.....	9.00	0-1	3	0	0	0/0	0	5.0	9	5	5	3	2	1	0	1	23	.391	0	0	0	0	1
59 Aaron Klusman....	13.50	0-0	3	0	0	0/0	0	1.1	3	2	2	0	2	0	0	1	6	.500	0	0	0	0	1
Totals.....	4.71	3-2	5	5	0	0/0	1	42.0	47	22	22	17	43	6	0	4	165	.285	4	4	1	0	2
Opponents.....	7.02	2-3	5	5	0	0/0	2	41.0	53	41	32	33	24	10	0	2	169	.314	5	8	3	1	2

PB - Team (0), Opp (2).



# Sun Devil Baseball 2001



## ASU Statistics In Last 10 Games (Ariz/Tennessee/Washington/Nevada/UCLA)

Record: 7-3 Home: 3-1 Away: 4-2 Pac-10: 6-1

Player	AVG	GP-GS	AB	R	H	2B	3B	HR	RBI	TB	SLG%	BB	HBP	SO	GDP	OB%	SF	SH	SB-ATT	PO	A	E	FLD%
7 Jonah Martin.....	.500	6-3	6	2	3	1	0	0	0	4	.667	3	0	2	0	.667	0	0	0-0	2	0	0	1.000
5 Dennis Wyrick....	.447	10-10	38	11	17	1	0	0	6	18	.474	9	1	8	0	.562	0	0	1-2	17	36	2	.964
3 Chris Duffy.....	.422	10-10	45	14	19	1	0	2	15	26	.578	5	1	6	1	.481	1	2	7-9	25	0	0	1.000
17 Ryan McKenna.....	.348	8-6	23	5	8	1	0	0	5	9	.391	3	0	4	1	.423	0	0	1-1	9	0	0	1.000
39 Nick Walsh.....	.314	10-10	35	12	11	2	0	0	5	13	.371	15	1	4	1	.529	0	2	2-4	2	0	0	1.000
20 Jeff Phelps.....	.289	9-9	38	6	11	4	0	0	8	15	.395	2	1	3	2	.341	0	0	2-4	71	5	1	.987
10 Rod Allen.....	.279	10-10	43	9	12	1	0	1	11	16	.372	5	1	7	1	.360	1	0	2-2	13	1	0	1.000
22 Casey Myers.....	.263	10-10	38	6	10	2	0	0	11	12	.316	8	4	4	2	.415	3	0	0-0	77	13	0	1.000
15 Brooks Conrad....	.262	10-10	42	10	11	3	0	1	5	17	.405	8	1	5	0	.392	0	0	2-2	16	28	1	.978
4 Mike Lopez.....	.216	10-10	37	7	8	2	0	0	9	10	.270	5	3	7	0	.340	2	2	0-0	6	14	2	.909
19 Steve Garrabrants	.200	6-1	5	2	1	0	0	0	1	1	.200	5	0	1	0	.600	0	0	0-1	3	1	1	.800
8 Jeremy West.....	.000	4-1	8	0	0	0	0	0	1	0	.000	0	1	1	0	.111	0	0	0-0	16	0	0	1.000
6 Mel Stocker.....	.000	9-0	3	1	0	0	0	0	0	0	.000	1	0	0	0	.250	0	2	0-0	4	0	1	.800
62 Cesar Castillo...	.000	2-0	1	0	0	0	0	0	0	0	.000	0	0	0	0	.000	0	0	0-0	3	0	0	1.000
Totals.....	.307	10-10	362	85	111	18	0	4	77	141	.390	69	14	52	8	.429	7	8	18-26	271	110	12	.969
Opponents.....	.258	10-10	345	46	89	13	3	7	43	129	.374	43	8	87	6	.354	0	5	16-19	268	128	22	.947

LOB - Team (107), Opp (84). DPs turned - Team (10), Opp (9).

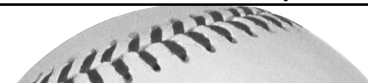
( Sorted by Earned run avg)

Player	ERA	W-L	APP	GS	CG	SHO/CBO	SV	IP	H	R	ER	BB	SO	2B	3B	HR	AB	B/Avg	WP	HBP	BK	SFA	SHA
38 Drew Friedberg...	0.93	0-0	5	0	0	0/0	0	9.2	8	2	1	3	7	1	0	1	33	.242	0	0	2	0	0
59 Aaron Klusman....	2.45	0-0	6	0	0	0/0	1	7.1	5	3	2	4	5	0	0	1	26	.192	0	0	0	0	1
55 Jon Switzer.....	2.77	1-1	3	2	0	0/0	0	13.0	9	4	4	6	20	3	0	0	47	.191	2	1	1	0	0
23 Mike Esposito....	4.11	2-0	3	3	0	0/0	0	15.1	12	8	7	6	14	2	1	2	57	.211	2	1	0	0	1
25 Eric Doble.....	4.20	2-0	4	3	0	0/0	0	15.0	16	7	7	6	12	2	0	1	61	.262	2	0	0	0	1
11 Ty Johnson.....	4.50	0-0	2	0	0	0/0	0	2.0	1	1	1	2	2	0	0	0	7	.143	1	1	0	0	0
54 Andy Torres.....	5.17	1-1	6	0	0	0/0	0	15.2	21	10	9	6	13	4	2	1	63	.333	0	2	0	0	1
27 Bryce Kartler....	6.10	0-0	5	2	0	0/0	1	10.1	12	7	7	9	11	1	0	0	40	.300	0	3	2	0	1
31 Franco Pezely....	18.00	1-1	3	0	0	0/0	0	2.0	5	4	4	1	3	0	0	1	11	.455	0	0	0	0	0
Totals.....	4.18	7-3	10	10	0	0/0	2	90.1	89	46	42	43	87	13	3	7	345	.258	7	8	5	0	5
Opponents.....	6.95	3-7	10	10	0	0/0	2	89.1	111	85	69	69	52	18	0	4	362	.307	12	14	5	7	8

PB - Team (0), Opp (4). Pickoffs - Team (2), Kartler 1, Torres 1.



# Sun Devil Baseball 2001

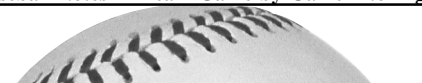


## Team Batting Statistics -- All Games

Date	Opponent	AB	R	H	RBI	2B	3B	HR	BB	IBB	SB	CS	HBP	SAC	SF	GDP	K	PO	A	E	Avg
Jan 26, 2001	Texas-Arlington	33	3	8	2	0	0	0	3	0	2	0	2	2	0	1	3	27	12	0	.242
Feb 01, 2001	Southern Utah	42	18	18	16	1	0	0	10	0	10	0	1	1	0	0	8	27	9	2	.347
Feb 02, 2001	Southern Utah	37	10	15	9	5	2	0	5	0	2	1	1	1	0	0	3	27	6	1	.366
Feb 03, 2001	Southern Utah	33	11	10	11	6	0	0	8	0	1	1	3	0	1	0	3	27	7	0	.352
Feb 04, 2001	Southern Utah	33	6	10	6	1	1	1	3	0	4	0	0	0	2	1	5	27	8	0	.343
Feb 09, 2001	Duke	38	8	15	7	5	1	0	3	0	1	0	1	0	0	0	2	27	9	4	.352
Feb 10, 2001	Duke	39	12	16	11	2	0	1	2	0	2	2	3	0	2	0	3	27	18	2	.361
Feb 10, 2001	Duke	37	9	14	9	6	0	0	1	0	5	1	1	0	0	0	6	27	11	1	.363
Feb 11, 2001	Duke	37	11	18	11	4	0	1	4	0	6	1	1	0	2	0	1	27	10	1	.377
Feb 13, 2001	New Mexico State	38	16	15	11	2	0	2	9	0	4	1	2	0	1	1	7	27	9	0	.379
Feb 16, 2001	Creighton	42	23	21	21	3	3	1	9	0	3	1	4	2	1	0	4	27	11	1	.391
Feb 17, 2001	Creighton	38	15	16	15	5	0	1	4	0	4	0	1	1	3	0	4	27	13	0	.394
Feb 17, 2001	Saint Mary's	36	4	10	4	1	0	0	6	0	2	0	0	0	1	0	10	27	9	0	.385
Feb 18, 2001	Creighton	34	14	13	13	6	0	0	6	1	1	0	1	3	0	0	3	27	9	2	.385
Feb 23, 2001 at	Cal State Fullerton	33	5	8	4	1	0	0	7	0	1	4	1	1	1	0	6	27	11	3	.376
Mar 02, 2001	LSU	37	11	11	10	1	0	0	8	0	2	0	1	0	0	1	5	27	9	3	.371
Mar 03, 2001	LSU	36	7	12	7	2	1	1	11	0	2	0	2	0	0	2	4	27	12	1	.369
Mar 04, 2001	LSU	31	5	8	5	1	0	0	3	0	2	0	5	1	0	0	7	24	11	0	.364
Mar 06, 2001	Oral Roberts	45	17	21	14	1	2	2	5	0	2	1	3	0	1	0	11	27	15	0	.371
Mar 09, 2001	South Florida	40	16	17	12	2	2	1	5	0	3	0	1	0	2	2	3	27	4	0	.373
Mar 10, 2001	South Florida	30	10	10	9	4	2	1	3	1	0	0	2	0	1	2	5	27	17	1	.372
Mar 11, 2001	South Florida	31	12	11	12	2	0	1	8	0	5	0	1	1	2	1	5	27	11	2	.371
Mar 16, 2001 at	*California	36	7	12	7	3	0	0	5	0	1	1	2	1	0	1	5	27	15	4	.370
Mar 17, 2001 at	*California	31	4	7	3	0	0	0	7	1	3	1	1	0	0	1	7	27	11	2	.364
Mar 18, 2001 at	*California	36	5	10	5	2	0	0	8	0	0	0	0	0	1	0	9	24	8	1	.361
Mar 24, 2001 at	*Oregon State	37	10	12	7	2	0	0	6	0	4	3	4	0	0	0	12	27	6	1	.360
Mar 25, 2001 at	*Oregon State	30	1	6	1	0	0	0	3	0	0	0	2	1	0	1	4	24	11	2	.355
Mar 26, 2001 at	*Oregon State	29	2	7	1	0	0	0	3	0	1	1	1	1	0	1	2	22	10	2	.351
Mar 30, 2001	*Stanford	31	2	5	2	3	0	0	5	0	0	0	1	1	0	0	5	27	16	4	.346
Mar 31, 2001	*Stanford	31	2	6	2	3	0	0	3	0	1	0	2	0	0	1	3	27	14	2	.341
Apr 01, 2001	*Stanford	28	6	10	6	2	0	1	4	0	0	0	5	3	1	1	4	27	14	2	.342
Apr 06, 2001 at	*USC	33	2	8	2	1	0	1	3	0	0	2	0	0	0	0	8	24	11	1	.339
Apr 07, 2001 at	*USC	34	1	9	1	1	0	0	4	0	1	0	0	0	0	2	9	24	7	0	.337
Apr 08, 2001 at	*USC	41	11	17	10	7	0	0	6	0	1	1	3	2	0	1	7	27	11	1	.339
Apr 09, 2001 at	Cal State Fullerton	33	6	8	5	3	0	1	5	0	0	0	1	0	0	2	8	24	11	1	.337
Apr 12, 2001	*Washington State	29	1	5	0	2	0	0	2	1	1	0	2	1	0	0	2	27	11	2	.333
Apr 13, 2001	*Washington State	27	4	6	4	1	0	1	8	0	4	2	2	0	1	0	7	27	11	2	.330
Apr 14, 2001	*Washington State	41	14	22	13	3	1	0	2	0	1	0	3	1	2	2	3	27	7	1	.337
Apr 17, 2001 at	New Mexico State	45	16	21	15	1	0	3	7	0	0	1	2	0	0	2	8	24	6	5	.341
Apr 18, 2001 at	Oklahoma	46	5	14	5	0	1	0	7	1	2	1	0	0	1	0	8	33	13	4	.340
Apr 19, 2001 at	Oral Roberts	41	5	9	4	1	1	1	3	0	1	2	1	0	0	0	12	33	14	0	.337
Apr 23, 2001	Gonzaga	33	7	12	7	3	0	0	4	0	2	2	0	0	0	1	1	27	12	2	.337
Apr 24, 2001	Gonzaga	37	9	13	9	2	0	1	1	0	1	1	0	0	0	1	7	27	5	1	.337
Apr 27, 2001	*Arizona	26	7	6	6	2	1	2	8	1	0	0	2	1	0	2	3	27	12	4	.336
Apr 28, 2001	*Arizona	33	1	7	1	0	0	1	3	0	0	0	0	0	0	2	4	27	15	0	.333
Apr 29, 2001	*Arizona	39	6	11	6	1	0	0	7	1	1	0	1	1	3	1	4	33	11	0	.332
May 01, 2001 at	Tennessee	36	5	10	5	1	0	0	8	1	2	3	1	1	1	0	6	28	13	2	.331
May 02, 2001 at	Tennessee	43	15	16	15	2	0	0	6	0	2	1	3	0	2	0	4	27	11	2	.332
May 12, 2001 at	*Washington	42	11	14	10	3	0	1	7	0	4	1	0	2	0	0	6	30	12	4	.332
May 13, 2001 at	*Washington	33	7	7	6	1	0	1	8	1	1	0	1	2	0	1	8	27	8	1	.330
May 14, 2001 at	*Washington	34	17	13	15	4	0	0	10	0	0	0	3	0	0	1	3	21	11	1	.331
May 16, 2001 at	Nevada	31	4	6	3	0	0	0	7	0	2	1	0	1	0	1	7	24	8	1	.328
May 18, 2001	*UCLA	35	7	14	6	2	0	1	2	0	3	2	1	1	0	1	1	27	12	0	.330
May 19, 2001	*UCLA	32	1	7	0	2	0	0	8	0	2	0	4	0	0	2	7	27	9	0	.328
May 20, 2001	*UCLA	37	12	13	11	2	0	1	6	0	1	0	0	0	1	1	6	27	15	1	.328
<b>Totals</b>		<b>1950</b>	<b>456</b>	<b>640</b>	<b>412</b>	<b>121</b>	<b>18</b>	<b>29</b>	<b>299</b>	<b>9</b>	<b>106</b>	<b>39</b>	<b>85</b>	<b>33</b>	<b>33</b>	<b>40</b>	<b>298</b>	<b>1472</b>	<b>592</b>	<b>80</b>	<b>.328</b>



# Sun Devil Baseball 2001



## Team Pitching Statistics -- All Games


Date	Opponent	IP	H	R	ER	BB	SO	2B	3B	HR	WP	BK	HBP	DP	IBB	Score	W-L	SV	ERA
Jan 26, 2001	Texas-Arlington	9.0	9	5	5	5	10	1	0	0	1	0	0	1	0	3-5	0-1	0	5.00
Feb 01, 2001	Southern Utah	9.0	8	8	7	5	10	0	0	2	0	2	0	0	0	18-8	1-1	0	6.00
Feb 02, 2001	Southern Utah	9.0	4	2	2	3	21	0	0	0	0	0	0	0	0	10-2	2-1	0	4.67
Feb 03, 2001	Southern Utah	9.0	8	2	2	1	15	1	0	0	0	0	2	1	0	11-2	3-1	0	4.00
Feb 04, 2001	Southern Utah	9.0	15	5	5	1	7	2	0	1	0	0	1	1	0	6-5	4-1	0	4.20
Feb 09, 2001	Duke	9.0	5	1	0	1	13	0	0	0	0	0	0	0	0	8-1	5-1	0	3.50
Feb 10, 2001	Duke	9.0	8	5	5	5	5	1	0	0	0	0	0	0	0	12-5	6-1	0	3.71
Feb 10, 2001	Duke	9.0	3	0	0	5	10	0	0	0	0	0	0	1	0	9-0	7-1	1	3.25
Feb 11, 2001	Duke	9.0	9	3	1	3	7	0	0	1	0	0	0	0	0	11-3	8-1	1	3.00
Feb 13, 2001	New Mexico State	9.0	8	2	2	5	11	0	0	0	0	0	1	2	0	16-2	9-1	1	2.90
Feb 16, 2001	Creighton	9.0	3	1	0	4	12	1	0	0	0	0	1	1	0	23-1	10-1	1	2.64
Feb 17, 2001	Creighton	9.0	6	2	2	3	8	1	0	1	0	0	1	1	0	15-2	11-1	1	2.58
Feb 17, 2001	Saint Mary's	9.0	8	6	6	3	10	1	2	0	1	0	2	0	0	4-6	11-2	1	2.85
Feb 18, 2001	Creighton	9.0	11	4	2	2	9	2	0	0	1	0	2	0	0	14-4	12-2	1	2.79
Feb 23, 2001	at Cal State Fullerton	9.0	9	3	3	4	14	1	1	0	1	0	1	0	0	5-3	13-2	2	2.80
Mar 02, 2001	LSU	9.0	13	12	3	5	11	3	0	2	1	1	1	0	0	11-12	13-3	2	2.81
Mar 03, 2001	LSU	9.0	17	15	13	8	5	4	0	4	0	0	2	0	0	7-15	13-4	2	3.41
Mar 04, 2001	LSU	8.0	11	5	5	5	7	1	0	2	1	2	1	2	0	5-5	13-4	2	3.52
Mar 06, 2001	Oral Roberts	9.0	9	3	3	6	5	1	0	0	1	0	0	1	0	17-3	14-4	2	3.49
Mar 09, 2001	South Florida	9.0	9	5	5	8	13	1	0	1	0	0	0	0	0	16-5	15-4	2	3.57
Mar 10, 2001	South Florida	9.0	7	3	3	2	11	0	0	2	0	0	1	0	0	10-3	16-4	2	3.54
Mar 11, 2001	South Florida	9.0	8	4	4	2	6	2	0	1	1	0	0	1	0	12-4	17-4	2	3.56
Mar 16, 2001	at *California	9.0	4	4	2	4	8	2	0	0	1	0	2	1	0	7-4	18-4	3	3.50
Mar 17, 2001	at *California	9.0	6	2	2	0	7	0	0	1	1	0	0	2	0	4-2	19-4	3	3.43
Mar 18, 2001	at *California	8.0	16	17	16	7	9	5	0	3	2	0	0	0	0	5-17	19-5	3	3.96
Mar 24, 2001	at *Oregon State	9.0	8	2	2	3	10	1	0	0	0	0	0	1	0	10-2	20-5	3	3.88
Mar 25, 2001	at *Oregon State	8.0	7	4	2	4	12	0	0	0	1	1	0	1	0	1-4	20-6	3	3.83
Mar 26, 2001	at *Oregon State	7.1	16	12	11	4	8	4	2	0	0	1	1	0	1	2-12	20-7	3	4.11
Mar 30, 2001	*Stanford	9.0	11	6	6	3	7	3	1	0	0	0	2	1	0	2-6	20-8	3	4.18
Mar 31, 2001	*Stanford	9.0	7	5	5	5	3	1	0	0	1	0	1	1	1	2-5	20-9	3	4.21
Apr 01, 2001	*Stanford	9.0	7	5	5	3	7	1	0	1	0	0	1	0	0	6-5	21-9	4	4.23
Apr 06, 2001	at *USC	8.0	12	11	10	5	6	2	0	1	1	0	5	0	0	2-11	21-10	4	4.43
Apr 07, 2001	at *USC	8.0	10	5	5	2	7	0	1	0	1	1	3	0	1	1-5	21-11	4	4.46
Apr 08, 2001	at *USC	9.0	6	1	1	3	7	0	0	0	1	0	2	2	0	11-1	22-11	5	4.36
Apr 09, 2001	at Cal State Fullerton	8.0	15	13	13	7	7	4	1	0	3	0	1	0	1	6-13	22-12	5	4.63
Apr 12, 2001	*Washington State	9.0	7	2	2	1	15	1	0	0	2	1	3	0	0	1-2	22-13	5	4.55
Apr 13, 2001	*Washington State	9.0	9	3	3	6	9	0	0	1	1	0	1	0	0	4-3	23-13	5	4.51
Apr 14, 2001	*Washington State	9.0	8	4	4	4	13	2	0	0	2	0	0	0	0	14-4	24-13	5	4.50
Apr 17, 2001	at New Mexico State	8.0	14	19	15	5	10	1	0	5	0	1	2	0	0	16-19	24-14	5	4.78
Apr 18, 2001	at Oklahoma	11.0	9	3	2	4	13	0	0	0	0	1	2	1	1	5-3	25-14	5	4.69
Apr 19, 2001	at Oral Roberts	11.0	6	2	2	6	6	1	0	0	0	0	2	1	0	5-2	26-14	5	4.59
Apr 23, 2001	Gonzaga	9.0	12	6	5	3	12	2	1	0	1	0	0	1	0	7-6	27-14	6	4.60
Apr 24, 2001	Gonzaga	9.0	6	1	1	1	16	3	0	0	0	0	0	0	0	9-1	28-14	6	4.52
Apr 27, 2001	*Arizona	9.0	14	4	4	0	9	1	0	1	0	0	1	0	0	7-4	29-14	7	4.51
Apr 28, 2001	*Arizona	9.0	9	3	3	3	11	1	0	1	1	0	1	1	0	1-3	29-15	7	4.47
Apr 29, 2001	*Arizona	11.0	11	5	5	6	8	3	1	0	0	1	0	0	0	6-5	30-15	7	4.46
May 01, 2001	at Tennessee	9.1	14	9	8	4	9	2	1	1	0	1	2	0	0	5-9	30-16	7	4.54
May 02, 2001	at Tennessee	9.0	2	1	1	5	8	0	0	0	2	0	1	0	0	15-1	31-16	7	4.46
May 12, 2001	at *Washington	10.0	7	6	4	7	8	0	1	2	1	1	1	0	0	11-6	32-16	7	4.44
May 13, 2001	at *Washington	9.0	8	3	2	4	11	2	0	0	0	1	0	1	0	7-3	33-16	8	4.39
May 14, 2001	at *Washington	7.0	6	1	1	3	6	0	0	1	1	0	1	1	0	17-1	34-16	8	4.35
May 16, 2001	at Nevada	8.0	12	6	6	5	6	1	0	1	0	0	2	0	0	4-6	34-17	8	4.39
May 18, 2001	*UCLA	9.0	8	3	3	0	9	3	0	0	1	0	1	2	0	7-3	35-17	8	4.36
May 19, 2001	*UCLA	9.0	7	3	3	5	14	1	0	0	1	1	0	1	0	1-3	35-18	8	4.33
May 20, 2001	*UCLA	9.0	14	9	9	4	8	1	0	2	1	0	0	1	0	12-9	36-18	9	4.42
<b>Totals</b>		<b>490.2</b>	<b>496</b>	<b>276</b>	<b>241</b>	<b>212</b>	<b>519</b>	<b>71</b>	<b>12</b>	<b>38</b>	<b>34</b>	<b>16</b>	<b>54</b>	<b>31</b>	<b>5</b>	<b>456-276</b>	<b>36-18</b>	<b>9</b>	<b>4.42</b>

\* = Pac-10 game





# Sun Devil Baseball 2001



## Last Time it Happened in Sun Devil Baseball...

(End of 2001 Regular Season)

### Hitting Categories:

**A SUN DEVIL HIT A GRAND SLAM:** Chris Duffy, May 20, 2001 vs. UCLA (2nd Inning)  
**A SUN DEVIL HIT FOR THE CYCLE:** Mitch Jones, May 21, 2000, at Arizona (Sancet Field)  
**THE DEVILS HIT BACK-TO-BACK HOME RUNS:** Rod Allen and Jeff Phelps, April 17, 2001 at New Mexico State (7th Inning)  
**A SUN DEVIL HIT TWO HOME RUNS IN ONE GAME:** Brooks Conrad, April 27, 2001 vs. Arizona (both solo home runs)  
**A SUN DEVIL HIT THREE HOME RUNS IN A GAME:** Jim Austin, March 12, 1991, vs. Grand Canyon  
**A SUN DEVIL HAD FIVE HITS IN A GAME:** Brooks Conrad, May 12, 2000, vs. Washington (Packard Stadium)  
**A SUN DEVIL HAD SIX HITS IN A GAME:** Mark Ernster, Feb. 20, 1999, vs. Brigham Young (Packard Stadium)  
**A SUN DEVIL HAD SEVEN HITS IN A GAME:** Jerry Mantlo, Feb. 6, 1972, vs. Michigan  
**A SUN DEVIL HAD THREE DOUBLES IN A GAME:** Mike Lopez, Feb. 18, 2001, vs. Creighton (2x5, 7 RBI)  
**A SUN DEVIL HIT TWO TRIPLES IN A GAME:** Mel Stocker, May 13, 2000, vs. Washington (Packard Stadium)  
**A SUN DEVIL HAD SEVEN RBI IN A GAME:** Mike Lopez, Feb. 18, 2001, vs. Creighton (Packard Stadium)  
**A SUN DEVIL HAD EIGHT RBI IN A GAME:** Andrew Beinbrink, March 20, 1999, vs. Boston College (Packard Stadium)  
**A SUN DEVIL STOLE FOUR BASES IN A GAME:** Mel Stocker, Feb. 1, 2001, vs. Southern Utah (Packard Stadium)  
**A SUN DEVIL STOLE HOME (NO DOUBLE STEAL):** Mel Stocker, March 24, 2001, vs. Oregon State (4th Inning)  
**A SUN DEVIL STRUCK OUT FOUR OR MORE TIMES IN A GAME:** Casey Myers, April 29, 2000, at USC (Deadeaux Field)  
**A SUN DEVIL WALKED FOUR TIMES IN A GAME:** Nick Walsh, May 19, 2001 vs. UCLA  
**A SUN DEVIL HITTER STRANDED SIX RUNNERS ON BASE:** Mitch Jones, Feb. 5, 2000, vs. Florida State (Packard Stadium)  
**A SUN DEVIL RECORDED 13 TOTAL BASES:** Mitch Jones, Feb. 27, 2000, vs. Southern Utah (2 HR, 2 2B, 1B)  
**A SUN DEVIL HAD TWO SAC BUNTS IN A GAME:** Mike Lopez, May 12, 2001 at Washington (11-6 win in 10 innings)  
**A SUN DEVIL SCORED FIVE RUNS IN A GAME:** Casey Myers, Mar. 4, 2000, vs. Arizona (Packard Stadium)  
**THE SUN DEVILS LEFT 13 OR MORE RUNNERS ON BASE:** vs. UCLA (16), May 19, 2001 at Packard Stadium (3-1 Loss)  
**A SUN DEVIL WAS HIT BY PITCHES TWO OR MORE TIMES:** Nick Walsh/Mel Stocker, March 4, 2001 vs. LSU  
**AN OPPONENT HIT TWO HOME RUNS IN ONE GAME:** Chad Diaz (New Mexico State), April 17, 2001 at NMSU

### Pitching Categories:

**A SUN DEVIL PITCHER THREW A NO-HITTER:** Kevin Rawitzer, March 2, 1993, vs. Southern Utah (ASU 7, SUU 0)  
**A SUN DEVIL PITCHER THREW A PERFECT GAME:** Eddie Bane, March 2, 1973, vs. Cal State Northridge (ASU 9, CSUN 0)  
**A SUN DEVIL PITCHER THREW A ONE-HITTER:** Drew Friedberg, Jan. 24, 1999, vs. Hawaii-Hilo (ASU 10, Hilo 0)  
**A SUN DEVIL PITCHER THREW A TWO-HITTER:** Will Waldrip, Jan. 23, 1999, vs. Hawaii-Hilo (ASU 3, Hilo 0)  
**ARIZONA STATE WAS NO-HIT:** Phil Keller (Stanford), March 23, 1970 (Stanford 1, ASU 0)  
**ARIZONA STATE WAS ONE-HIT:** Alan Dunn/Tim Meacham (Alabama), June 10, 1983 (Alabama 6, ASU 0)  
**A SUN DEVIL PITCHER THREW A COMPLETE GAME:** Jon Switzer, March 24, 2001, at Oregon State (10-2 win over OSU)  
**AN OPPOSING PITCHER THREW A COMPLETE GAME:** Scott Nicholson (OSU), March 25, 2001 (4-1 OSU win)  
**THE SUN DEVILS SHUT OUT AN OPPONENT (1 OR MORE PITCHERS):** Duke, Feb. 10, 2001 (Schroyer/Doble; 9-0)  
**THE SUN DEVILS WERE SHUT OUT:** USC (Randy Flores), April 7, 1995 (USC 9, ASU 0) -- 372 Games (*NCAA Record*)  
**A SUN DEVIL STRUCK OUT 10 OR MORE BATTERS IN A GAME:** Jon Switzer (13), April 13, 2001, vs. Washington State  
**A SUN DEVIL STRUCK OUT 15 OR MORE BATTERS IN A GAME:** Ryan Mills (15), April 9, 1998, vs. USC  
**AN OPPONENT PITCHER STRUCK OUT 10 OR MORE SUN DEVILS:** Rik Currier, USC, (11), April 28, 2000  
**THE SUN DEVIL PITCHING STAFF DID NOT WALK A BATTER:** Arizona, April 27, 2001 (7-4 win)  
**A SUN DEVIL PITCHER RECORDED 10 WINS IN A SEASON:** Andy Torres, 2001-present (10-3)  
**A SUN DEVIL PITCHER HIT THREE BATTERS IN A GAME:** Jon Switzer (3), April 12, 2001 vs. Washington State

### Fielding Categories:

**THE SUN DEVILS HAD NO ERRORS IN A GAME:** May 19, 2001 vs. UCLA (3-1 loss to Bruins at Packard Stadium)  
**THE SUN DEVILS COMMITTED FIVE ERRORS IN A GAME:** April 17, 2001 at New Mexico State (19-16 loss)  
**A SUN DEVIL COMMITTED THREE OR MORE ERRORS IN A GAME:** Mike Lopez, Feb. 6, 2000, vs. Florida State  
**A SUN DEVIL HAD 15 OR MORE PUTOUTS IN A GAME:** Casey Myers (15), Jan. 22, 2000, vs. Utah (Packard Stadium)  
**A SUN DEVIL HAD 20 OR MORE PUTOUTS IN A GAME:** Jeff Phelps (21), March 6, 1999, vs. Stanford  
**A SUN DEVIL HAD EIGHT OR MORE ASSISTS IN A GAME:** Dennis Wyrick (SS), Feb. 6, 2000, vs. Florida State  
**THE SUN DEVILS TURNED FIVE DOUBLE PLAYS IN A GAME:** May 7, 1999, vs. Washington (Husky Ballpark)

### Scoring and Misc. Categories:

**THE SUN DEVILS RECORDED 20 OR MORE HITS:** 21; April 17, 2001 at New Mexico State (19-16 loss)  
**THE SUN DEVILS SCORED 20 OR MORE RUNS:** 22; Feb. 16, 2001, vs. Creighton (Packard Stadium)  
**THE SUN DEVILS SCORED 30 OR MORE RUNS:** 32, March 4, 2000, vs. Arizona (Packard Stadium)  
**THE SUN DEVILS SCORED 10 OR MORE RUNS IN AN INNING:** Creighton, Feb. 16, 2001 (11 in 7th inning)  
**ASU SWEEP A THREE-GAME SERIES:** at Washington; May 12-14, 2001 at Husky Ballpark (11-6, 7-3, 17-1)  
**ASU WAS SWEEPED IN A SERIES:** at UCLA, April 16-18, 1999 (11-10 L, 9-3 L, 8-6 L)  
**ASU WAS SWEEPED IN A SERIES AT HOME:** vs. USC, March 27-29, 1997 at Packard Stadium (12-7 L, 15-4 L, 11-7 L)  
**THE SUN DEVILS PLAYED BACK-TO-BACK EXTRA-INNING GAMES:** Apr. 18-19 at Oklahoma and Oral Roberts.





# ARIZONA STATE BASEBALL

## 2001 Roster



#	Name	Pos.	B-T	Hgt.	Wgt.	Cl./Exp.	Hometown (High School/Last School)
3	Duffy, Chris	CF	L/L	5-10	177	Jr./TR	Glendale, Ariz. (Mtn. Ridge/S. Mountain CC)
4	Lopez, Mike	3B	R/R	5-10	200	Sr./1V*	Phoenix, Ariz. (Maryvale HS/Yavapai JC)
5	Wyrick, Dennis	SS	R/R	6-1	219	So./1V	Azusa, Calif. (Bishop Amat)
6	Stocker, Mel	OF	S/R	5-9	158	Jr./1V	Tucson, Ariz. (Cholla/Pima CC)
7	Martin, Jonah	OF	R/R	5-9	176	Sr./1V	Waianae, Hi. (Kamehameha/L.A. City JC)
8	West, Jeremy	1B/DH	R/R	5-11	189	Fr./HS	Las Vegas, Nev. (Silverado)
10	Allen, Rod	OF/DH	R/R	6-1	199	Fr./HS	Phoenix, Ariz. (Desert Vista)
11	Johnson, Ty	RHP/C	L/R	5-10	179	Sr./3V*	Englewood, Colo. (Cherry Creek)
12	Schroyer, Ryan	RHP	R/R	6-1	216	Fr./HS	Oracle, Ariz. (Canyon del Oro)
13	Jackson, J.J.	RHP	R/R	6-1	189	Fr./HS	Chandler, Ariz. (Chandler)
15	Conrad, Brooks	2B/SS	S/R	5-11	185	Jr./2V	Spring Valley, Calif. (Monte Vista)
17	McKenna, Ryan	OF	L/R	5-10	164	Fr./HS	Elgin, Ill. (Larkin)
18	Fulton, Skyler	OF	L/R	6-1	198	Fr./HS	Olympia, Wash. (Capital)
19	Garrabrants, Steve	2B/SS/LF	R/R	5-10	152	Fr./HS	Phoenix, Ariz. (Moon Valley)
20	Phelps, Jeff	INF/DH	R/R	6-0	195	Sr./3V	Yuma, Ariz. (Kofa)
21	Gutierrez, Jon	LHP	L/L	5-9	198	Jr./TR	Denver, Colo. (Arvada/Central Arizona)
22	Myers, Casey	C	R/R	5-11	215	Sr./3V	Casa Grande, Ariz. (Casa Grande)
23	Esposito, Mike	RHP	R/R	6-0	185	Fr./SQ*	Las Vegas, Nev. (Cimarron)
25	Doble, Eric	RHP	R/R	6-1	180	Sr./2V	Casa Grande, Ariz. (Case Grande/Grand Canyon)
26	Edginton, Ryan	OF	R/R	6-2	201	Fr./SQ*	Chester Springs, Pa. (Malvern Prep)
27	Kartler, Bryce	LHP	L/L	6-2	205	So./1V	Phoenix, Ariz. (Shadow Mountain)
28	Sheaffer, Jon	OF	R/R	6-1	221	Jr./TR	Mesa, Ariz. (Mnt. View/S. Mountain CC)
29	Weber, Lucas	INF	R/R	5-9	149	Fr./SQ*	Tucson, Ariz. (Palo Verde)
31	Pezely, Franco	LHP	L/L	5-11	194	Jr./1V	Taylorsville, Utah (Taylorsville/Dixie JC)
34	Creel, Alex	RHP	R/R	6-1	193	Fr./HS	Roseville, Calif. (Oakmont)
36	Ramirez, Angel	RHP	R/R	6-0	186	Jr./SQ*	Gadsden, Ariz. (Kofa/Arizona Western)
38	Friedberg, Drew	LHP	L/L	6-2	209	Sr./3V	Middleton, Wis. (Middleton)
39	Walsh, Nick	Utility	L/R	5-7	174	Fr./SQ*	Alamo, Calif. (De la Salle)
41	Sopko, Mark	RHP	R/R	5-10	194	Fr./HS	Joliet, Ill. (Joliet Catholic)
44	Keefner, Eric	DH/1B	R/R	6-2	235	Fr./HS	Chicago, Ill. (De la Salle)
45	Silvestri, Billy	RHP	R/R	5-11	175	Fr./HS	Scottsdale, Ariz. (Desert Mountain)
47	Liebeck, Jered	RHP	R/R	6-2	196	So./1V	Glendale, Ariz. (Mountain Ridge)
54	Torres, Andy	RHP	R/R	6-0	165	Jr./TR	Bell Gardens, Calif. (Bell Gardens/East LA CC)
55	Switzer, Jon	LHP	L/L	6-2	195	Jr./2V	Houston, Texas (Clearlake)
59	Klusman, Aaron	RHP	R/R	6-4	210	Fr./SQ*	Phoenix, Ariz. (Brophy Prep)
60	Schoenberger, Garrett	C	R/R	6-0	188	Fr./HS	Juneau, Alaska (Juneau-Douglas)
62	Castillo, Cesar	C	R/R	5-9	184	Jr./SQ*	Yuma, Ariz. (Yuma/Arizona Western)

\* - has utilized redshirt year

### By Position Roster

#### Pitchers:

11 Ty Johnson, RHP/C  
12 Ryan Schroyer, RHP  
13 J.J. Jackson, RHP  
21 Jon Gutierrez, LHP  
23 Mike Esposito, RHP  
25 Eric Doble, RHP  
27 Bryce Kartler, LHP  
31 Franco Pezely, LHP  
34 Alex Creel, RHP  
36 Angel Ramirez, RHP  
38 Drew Friedberg, LHP  
41 Mark Sopko, RHP  
45 Billy Silvestri, RHP  
47 Jered Liebeck, RHP  
54 Andy Torres, RHP  
55 Jon Switzer, LHP  
59 Aaron Klusman, RHP

#### Infielders:

4 Mike Lopez, INF  
5 Dennis Wyrick, SS  
8 Jeremy West, 1B/DH  
15 Brooks Conrad, INF  
19 Steve Garrabrants, IF/OF  
20 Jeff Phelps, INF/DH  
29 Lucas Weber, INF  
39 Nick Walsh, Utility  
44 Eric Keefner, 1B/DH

#### Catchers:

22 Casey Myers, C  
60 Garrett Schoenberger, C  
62 Cesar Castillo, C

#### Outfielders:

3 Chris Duffy, OF  
6 Mel Stocker, OF  
7 Jonah Martin, DH/OF  
10 Rod Allen, OF/DH  
17 Ryan McKenna, OF  
18 Skyler Fulton, OF  
26 Ryan Edginton, OF  
28 Jon Sheaffer, OF

#### Coaches:

2 Jay Sferra, Coach  
9 Pat Murphy, Head Coach  
14 Bill Mosiello, Coach  
66 Mike Rooney, coach

**Head Coach:** 9 Pat Murphy (Florida Atlantic, '82; 625-301-4/16th Year Overall/7th at ASU)

**Assistant Coaches:** 2 Jay Sferra (6th year), 66 Mike Rooney (3rd year), 14 Bill Mosiello (1st year)

**Baseball Operations:** Billy Jones (Camps), Graham Rossini, Joe Brennan, Chris Hollick

**Sports Medecine:** Kenny McCarty, Mike Elliot (Student)

**Media Relations:** Jeff R. Evans (Baseball SID)

